




# Type 2JS / 3JS Time-lag Fuse Series

5 x 15mm Glass Tube

JSD0600



## Electrical Characteristics (UL/CSA STD. 248-14)

Testing current	Blow Time	
	Minimum	Maximum
100%	4 hrs.	N/A
135%	N/A	1 hr
200%	3 sec	20 sec
500%	100 msec	1.5 sec
1000%	30 msec	300 msec

## Approvals



Safety Agency Approvals	Type	Amp range / Volt @ I.R. ability
Recognized File No. E20624	2JS/3JS	100mA - 7A / 350V AC@ 100A
Acceptance File No. LR39772		100mA - 7A / 125V AC@ 10,000A
File No. 32-1764, 32-1766	2JS/3JS	1A - 5A / 125V AC@ 500A
Approval File No. 32-1765	2JS	>5A - 15A / 125V AC@ 300A

## Operating Temperature

-55°C to +125°C

## Physical Specification

### Materials

Glass body / Nickel Plated Brass Caps

Lead Wire:

Tin-lead plated Copper, Diameter 0.032"

### Option

With Heat Shrink Tubing (VW-1) over body

### Marking

On fuse:

"bel", "JS", "Current Rating", "350V"  
"Appropriate Safety Logos"

On label:

Above info plus "CE"; Interrupting Rating & Type  
"2JS" or "3JS"

### Packaging

1. In bulk:

2JS - 2,000 pcs; 3JS - 500 pcs per box

2. On Axial Tape & Reel: 1500 pcs per reel

3. Tape & Reel specification:

per EIA-296-E & IEC 286-1

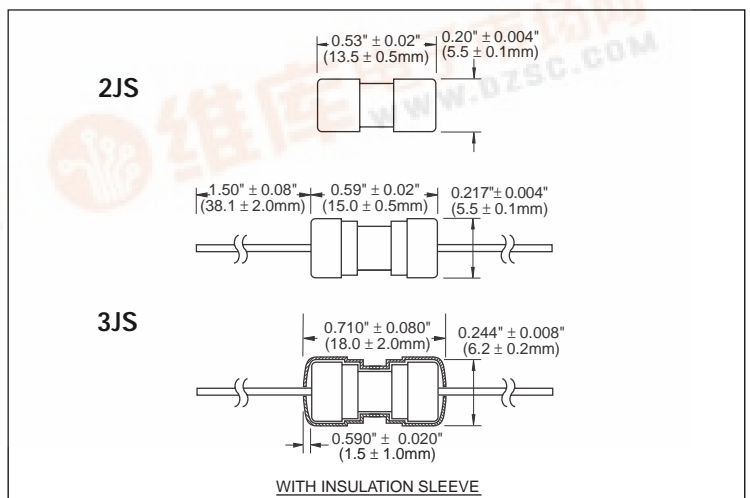
@ 10mm Pitch and 52.4mm inside Tape Spacing

Catalog Number	Ampere Rating	Typical Cold Resistance (ohm)	Volt-drop @100% In (Volt) max.	Melting I <sup>2</sup> T < 10 mSec (A <sup>2</sup> Sec)	Melting I <sup>2</sup> T @10 In (A <sup>2</sup> Sec)	Maximum Power Dissipation (W)
JS 100	100mA	11.00	1.55	0.068	0.088	0.22
JS 125	125mA	7.62	1.35	0.107	0.138	0.245
JS 150	150mA	5.28	1.17	0.167	0.216	0.273
JS 200	200mA	3.66	1.02	0.26	0.34	0.303
JS 250	250mA	2.54	0.89	0.41	0.53	0.338
JS 300	300mA	1.76	0.77	0.64	0.83	0.376
JS 400	400mA	1.22	0.67	0.99	1.29	0.42
JS 500	500mA	0.84	0.59	1.55	2.03	0.47
JS 750	750mA	0.487	0.48	3.04	3.97	0.55
JS 1	1A	0.281	0.387	5.93	7.76	0.64
JS 1.25	1.25A	0.195	0.337	9.3	12.2	0.71
JS 1.5	1.5A	0.135	0.293	14.5	19.0	0.80
JS 2	2A	0.094	0.255	22.6	29.8	0.89
JS 2.5	2.5A	0.065	0.222	35.3	46.6	0.99
JS 3	3A	0.045	0.194	55.2	72.9	1.10
JS 3.5	3.5A	0.037	0.181	69	91	1.16
JS 4	4A	0.031	0.168	86	114	1.22
JS 5	5A	0.022	0.147	135	179	1.4
JS 6	6A	0.015	0.128	211	279	1.5
JS 7	7A	0.012	0.119	263	350	1.6

Consult manufacturer for other ratings

\* 2JS are cartridge fuses  
3JS are pigtail fuses

## Mechanical Dimensions



defining a degree of excellence

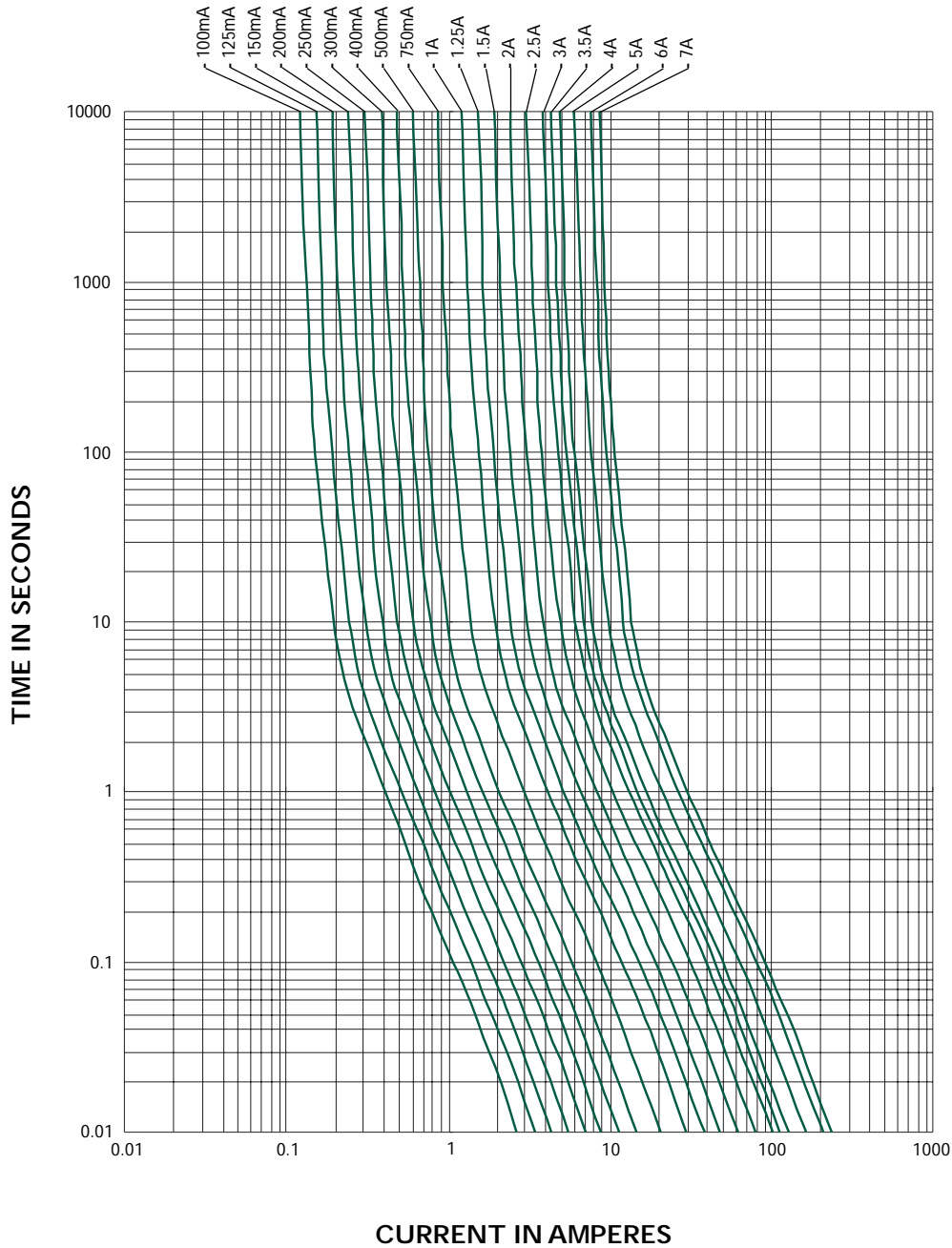


# Type 2JS / 3JS Time-lag Fuse Series

5 x 15mm Glass Tube

JSC0600

## 2JS / 3JS - TIME CURRENT CHARACTERISTIC CURVE



NOTE - see important information under "User Guide" on P.08

### Corporate Office

Bel Fuse Inc.  
198 Van Vorst Street, Jersey City, NJ 07302  
Tel: 201-432-0463  
Fax/Fax: 201-432-9542



### Far East Office

Bel Fuse Ltd.  
8F/8 Luk Hop Street  
San Po Kong  
Kowloon, Hong Kong  
Tel: 852-2328-5515  
Fax: 852-2352-3706

### European Office

Bel Fuse Europe Ltd.  
Preston Technology Management Centre  
Marsh Lane, Preston PR1 8U  
Lancashire, U.K.  
Tel: 44-1772-556601  
Fax: 44-1772-888366