

LED DISPLAYS

Idea lites

Digit Size & Figure No.	Type	Part No.	Chip		Peak λ (nm)	E/O Characteristics				Max Ratings				
			Material	Color		V _F (V) @ I _F =20mA		I _F * Max (μA)	Typ I _V @ I _F =20mA (μcd)	P _d (mW)	I _F (mA)	V _R (V)	T _{opr} (°C)	T _{stg} (°C)
						Typ	Max							
0.3 inch (7.62 mm) Single Digit Figure 1	C. Cathode	SRC130	GaAsP	Red	655	1.7	2.0	100	600	100	30	5	- 40 to + 85	- 40 to + 100
		SHC130	GaP	Red	697	2.0	2.8	100	1300	75	20	5		
		SGC130	GaP	Green	565	2.2	2.8	100	2500	125	30	5		
		SYC130	GaAsP/GaP	Yellow	585	2.1	2.8	100	2500	125	30	5		
		SEC130	GaAsP/GaP	Orange	635	2.0	2.8	100	3500	125	30	5		
	C. Anode	SRA130	GaAsP	Red	655	1.7	2.0	100	600	100	30	5		
		SHA130	GaP	Red	697	2.0	2.8	100	1300	75	20	5		
		SGA130	GaP	Green	565	2.2	2.8	100	2500	125	30	5		
		SYA130	GaAsP/GaP	Yellow	585	2.1	2.8	100	2500	125	30	5		
		SEA130	GaAsP/GaP	Orange	635	2.0	2.8	100	3500	125	30	5		
0.3 inch (7.62 mm) ± 1 Polarity & Overflow Figure 2	C. Cathode	SRC530	GaAsP	Red	655	1.7	2.0	100	600	100	30	5	- 40 to + 85	- 40 to + 100
		SHC530	GaP	Red	697	2.0	2.8	100	1300	75	20	5		
		SGC530	GaP	Green	565	2.2	2.8	100	2500	125	30	5		
		SYC530	GaAsP/GaP	Yellow	585	2.1	2.8	100	2500	125	30	5		
		SEC530	GaAsP/GaP	Orange	635	2.0	2.8	100	3500	125	30	5		
	C. Anode	SRA530	GaAsP	Red	655	1.7	2.0	100	600	100	30	5		
		SHA530	GaP	Red	697	2.0	2.8	100	1300	75	20	5		
		SGA530	GaP	Green	565	2.2	2.8	100	2500	125	30	5		
		SYA530	GaAsP/GaP	Yellow	585	2.1	2.8	100	2500	125	30	5		
		SEA530	GaAsP/GaP	Orange	635	2.0	2.8	100	3500	125	30	5		
0.36 inch (9.14 mm) Single Digit Figure 3	C. Cathode	HRC136	GaAsP	Red	655	1.7	2.0	100	800	100	30	5	- 40 to + 85	- 40 to + 100
		HHC136	GaP	Red	697	2.0	2.8	100	1300	75	20	5		
		HGC136	GaP	Green	565	2.2	2.8	100	2500	125	30	5		
		HYC136	GaAsP/GaP	Yellow	585	2.1	2.8	100	2500	125	30	5		
		HEC136	GaAsP/GaP	Orange	635	2.0	2.8	100	3500	125	30	5		
	C. Anode	HRA136	GaAsP	Red	655	1.7	2.0	100	800	100	30	5		
		HHA136	GaP	Red	697	2.0	2.8	100	1300	75	20	5		
		HGA136	GaP	Green	565	2.2	2.8	100	2500	125	30	5		
		HYA136	GaAsP/GaP	Yellow	585	2.1	2.8	100	2500	125	30	5		
		HEA136	GaAsP/GaP	Orange	635	2.0	2.8	100	3500	125	30	5		
0.36 inch (9.14 mm) ± 1 Polarity & Overflow Figure 4	C. Cathode	HRC536	GaAsP	Red	655	1.7	2.0	100	800	100	30	5	- 40 to + 85	- 40 to + 100
		HHC536	GaP	Red	697	2.0	2.8	100	1300	75	20	5		
		HGC536	GaP	Green	565	2.2	2.8	100	2500	125	30	5		
		HYC536	GaAsP/GaP	Yellow	585	2.1	2.8	100	2500	125	30	5		
		HEC536	GaAsP/GaP	Orange	635	2.0	2.8	100	3500	125	30	5		
	C. Anode	HRA536	GaAsP	Red	655	1.7	2.0	100	800	100	30	5		
		HHA536	GaP	Red	697	2.0	2.8	100	1300	75	20	5		
		HGA536	GaP	Green	565	2.2	2.8	100	2500	125	30	5		
		HYA536	GaAsP/GaP	Yellow	585	2.1	2.8	100	2500	125	30	5		
		HEA536	GaAsP/GaP	Orange	635	2.0	2.8	100	3500	125	30	5		
0.4 inch (10.16 mm) Single Digit Figure 5	C. Cathode	RRC140	GaAsP	Red	655	1.7	2.0	100	800	100	30	5	- 40 to + 85	- 40 to + 100
		RHC140	GaP	Red	697	2.0	2.8	100	1300	75	20	5		
		RGC140	GaP	Green	565	2.2	2.8	100	2500	125	30	5		
		RYC140	GaAsP/GaP	Yellow	585	2.1	2.8	100	2500	125	30	5		
		REC140	GaAsP/GaP	Orange	635	2.0	2.8	100	3500	125	30	5		
	C. Anode	RRA140	GaAsP	Red	655	1.7	2.0	100	800	100	30	5		
		RHA140	GaP	Red	697	2.0	2.8	100	1300	75	20	5		
		RGA140	GaP	Green	565	2.2	2.8	100	2500	125	30	5		
		RYA140	GaAsP/GaP	Yellow	585	2.1	2.8	100	2500	125	30	5		
		REA140	GaAsP/GaP	Orange	635	2.0	2.8	100	3500	125	30	5		

Specifications subject to change at any time.



LED DISPLAYS

Idea lites

Digit Size & Figure No.	Type	Part No.	Chip		Peak λ (nm)	E/O Characteristics				Max Ratings				
			Material	Color		$V_F(V) @ I_F = 20mA$		$I_R^* \text{ Max } (\mu A)$	Typ $I_V @ I_F = 20mA$ (μcd)	P_d (mW)	I_F (mA)	V_R (V)	T_{opr} ($^{\circ}C$)	T_{stg} ($^{\circ}C$)
						Typ	Max							
0.4 inch (10.16 mm) ± 1 Polarity & Overflow Figure 6	C. Cathode	RRC540	GaAsP	Red	655	1.7	2.0	100	800	100	30	5	- 40 to + 85	- 40 to + 100
		RHC540	GaP	Red	697	2.0	2.8	100	1300	75	20	5		
		RGC540	GaP	Green	565	2.2	2.8	100	2500	125	30	5		
		RYC540	GaAsP/GaP	Yellow	585	2.1	2.8	100	2500	125	30	5		
		REC540	GaAsP/GaP	Orange	635	2.0	2.8	100	3500	125	30	5		
	C. Anode	RRA540	GaAsP	Red	655	1.7	2.0	100	800	100	30	5		
		RHA540	GaP	Red	697	2.0	2.8	100	1300	75	20	5		
		RGA540	GaP	Green	565	2.2	2.8	100	2500	125	30	5		
		RYA540	GaAsP/GaP	Yellow	585	2.1	2.8	100	2500	125	30	5		
		REA540	GaAsP/GaP	Orange	635	2.0	2.8	100	3500	125	30	5		
0.43 inch (10.92 mm) Single Digit Figure 7	C. Cathode	SRC143	GaAsP	Red	655	1.7	2.0	100	800	100	30	5	- 40 to + 85	- 40 to + 100
		SHC143	GaP	Red	697	2.0	2.8	100	1300	75	20	5		
		SGC143	GaP	Green	565	2.2	2.8	100	2500	125	30	5		
		SYC143	GaAsP/GaP	Yellow	585	2.1	2.8	100	2500	125	30	5		
		SEC143	GaAsP/GaP	Orange	635	2.0	2.8	100	3500	125	30	5		
	C. Anode	SRA143	GaAsP	Red	655	1.7	2.0	100	800	100	30	5		
		SHA143	GaP	Red	697	2.0	2.8	100	1300	75	20	5		
		SGA143	GaP	Green	565	2.2	2.8	100	2500	125	30	5		
		SYA143	GaAsP/GaP	Yellow	585	2.1	2.8	100	2500	125	30	5		
		SEA143	GaAsP/GaP	Orange	635	2.0	2.8	100	3500	125	30	5		
0.43 inch (10.92 mm) ± 1 Polarity & Overflow Figure 8	C. Cathode	SRC543	GaAsP	Red	655	1.7	2.0	100	800	100	30	5	- 40 to + 85	- 40 to + 100
		SHC543	GaP	Red	697	2.0	2.8	100	1300	75	20	5		
		SGC543	GaP	Green	565	2.2	2.8	100	2500	125	30	5		
		SYC543	GaAsP/GaP	Yellow	585	2.1	2.8	100	2500	125	30	5		
		SEC543	GaAsP/GaP	Orange	635	2.0	2.8	100	3500	125	30	5		
	C. Anode	SRA543	GaAsP	Red	655	1.7	2.0	100	800	100	30	5		
		SHA543	GaP	Red	697	2.0	2.8	100	1300	75	20	5		
		SGA543	GaP	Green	565	2.2	2.8	100	2500	125	30	5		
		SYA543	GaAsP/GaP	Yellow	585	2.1	2.8	100	2500	125	30	5		
		SEA543	GaAsP/GaP	Orange	635	2.0	2.8	100	3500	125	30	5		
0.50 inch (12.7 mm) Single Digit Figure 9	C. Cathode	SRC150	GaAsP	Red	655	1.7	2.0	100	800	100	30	5	- 40 to + 85	- 40 to + 100
		SHC150	GaP	Red	697	2.0	2.8	100	1300	75	20	5		
		SGC150	GaP	Green	565	2.2	2.8	100	2500	125	30	5		
		SYC150	GaAsP/GaP	Yellow	585	2.1	2.8	100	2500	125	30	5		
		SEC150	GaAsP/GaP	Orange	635	2.0	2.8	100	3500	125	30	5		
	C. Anode	SRA150	GaAsP	Red	655	1.7	2.0	100	800	100	30	5		
		SHA150	GaP	Red	697	2.0	2.8	100	1300	75	20	5		
		SGA150	GaP	Green	565	2.2	2.8	100	2500	125	30	5		
		SYA150	GaAsP/GaP	Yellow	585	2.1	2.8	100	2500	125	30	5		
		SEA150	GaAsP/GaP	Orange	635	2.0	2.8	100	3500	125	30	5		
0.50 inch (12.7 mm) ± 1 Polarity & Overflow Figure 10	C. Cathode	SRC550	GaAsP	Red	655	1.7	2.0	100	800	100	30	5	- 40 to + 85	- 40 to + 100
		SHC550	GaP	Red	697	2.0	2.8	100	1300	75	20	5		
		SGC550	GaP	Green	565	2.2	2.8	100	2500	125	30	5		
		SYC550	GaAsP/GaP	Yellow	585	2.1	2.8	100	2500	125	30	5		
		SEC550	GaAsP/GaP	Orange	635	2.0	2.8	100	3500	125	30	5		
	C. Anode	SRA550	GaAsP	Red	655	1.7	2.0	100	800	100	30	5		
		SHA550	GaP	Red	697	2.0	2.8	100	1300	75	20	5		
		SGA550	GaP	Green	565	2.2	2.8	100	2500	125	30	5		
		SYA550	GaAsP/GaP	Yellow	585	2.1	2.8	100	2500	125	30	5		
		SEA550	GaAsP/GaP	Orange	635	2.0	2.8	100	3500	125	30	5		

Specifications subject to change at any time.



LED DISPLAYS

Idea lites

Digit Size & Figure No.	Type	Part No.	Chip		Peak λ (nm)	E/O Characteristics				Max Ratings				
			Material	Color		$V_F(V) @ I_F = 20mA$		$I_R^* \text{ Max } (\mu A)$	Typ $I_V @ I_F = 20mA$ (μcd)	P_d (mW)	I_F (mA)	V_R (V)	T_{opr} ($^{\circ}C$)	T_{stg} ($^{\circ}C$)
						Typ	Max							
0.5 inch (12.7 mm) Single Digit Figure 11	C. Cathode	HRC150	GaAsP	Red	655	1.7	2.0	100	800	100	30	5	-40 to +85	-40 to +100
		HHC150	GaP	Red	697	2.0	2.8	100	1300	75	20	5		
		HGC150	GaP	Green	565	2.2	2.8	100	2500	125	30	5		
		HYC150	GaAsP/GaP	Yellow	585	2.1	2.8	100	2500	125	30	5		
		HEC150	GaAsP/GaP	Orange	635	2.0	2.8	100	3500	125	30	5		
	C. Anode	HRA150	GaAsP	Red	655	1.7	2.0	100	800	100	30	5		
		HHA150	GaP	Red	697	2.0	2.8	100	1300	75	20	5		
		HGA150	GaP	Green	565	2.2	2.8	100	2500	125	30	5		
		HYA150	GaAsP/GaP	Yellow	585	2.1	2.8	100	2500	125	30	5		
		HEA150	GaAsP/GaP	Orange	635	2.0	2.8	100	3500	125	30	5		
0.5 inch (12.7 mm) ± 1 Polarity & Overflow Figure 12	C. Cathode	NRC150	GaAsP	Red	655	1.7	2.0	100	800	100	30	5	-40 to +85	-40 to +100
		NHC150	GaP	Red	697	2.0	2.8	100	1300	75	20	5		
		NGC150	GaP	Green	565	2.2	2.8	100	2500	125	30	5		
		NYC150	GaAsP/GaP	Yellow	585	2.1	2.8	100	2500	125	30	5		
		NEC150	GaAsP/GaP	Orange	635	2.0	2.8	100	3500	125	30	5		
	C. Anode	NRA150	GaAsP	Red	655	1.7	2.0	100	800	100	30	5		
		NHA150	GaP	Red	697	2.0	2.8	100	1300	75	20	5		
		NGA150	GaP	Green	565	2.2	2.8	100	2500	125	30	5		
		NYA150	GaAsP/GaP	Yellow	585	2.1	2.8	100	2500	125	30	5		
		NEA150	GaAsP/GaP	Orange	635	2.0	2.8	100	3500	125	30	5		
0.56 inch (14.22 mm) Single Digit Figure 13	C. Cathode	RRC156	GaAsP	Red	655	1.7	2.0	100	800	100	30	5	-40 to +85	-40 to +100
		RHC156	GaP	Red	697	2.0	2.8	100	1300	75	20	5		
		RGC156	GaP	Green	565	2.2	2.8	100	2500	125	30	5		
		RYC156	GaAsP/GaP	Yellow	585	2.1	2.8	100	2500	125	30	5		
		REC156	GaAsP/GaP	Orange	635	2.0	2.8	100	3500	125	30	5		
	C. Anode	RRA156	GaAsP	Red	655	1.7	2.0	100	800	100	30	5		
		RHA156	GaP	Red	697	2.0	2.8	100	1300	75	20	5		
		RGA156	GaP	Green	565	2.2	2.8	100	2500	125	30	5		
		RYA156	GaAsP/GaP	Yellow	585	2.1	2.8	100	2500	125	30	5		
		REA156	GaAsP/GaP	Orange	635	2.0	2.8	100	3500	125	30	5		
0.56 inch (14.22 mm) ± 1 Polarity & Overflow Figure 14	C. Cathode	RRC556	GaAsP	Red	655	1.7	2.0	100	800	100	30	5	-40 to +85	-40 to +100
		RHC556	GaP	Red	697	2.0	2.8	100	1300	75	20	5		
		RGC556	GaP	Green	565	2.2	2.8	100	2500	125	30	5		
		RYC556	GaAsP/GaP	Yellow	585	2.1	2.8	100	2500	125	30	5		
		REC556	GaAsP/GaP	Orange	635	2.0	2.8	100	3500	125	30	5		
	C. Anode	RRA556	GaAsP	Red	655	1.7	2.0	100	800	100	30	5		
		RHA556	GaP	Red	697	2.0	2.8	100	1300	75	20	5		
		RGA556	GaP	Green	565	2.2	2.8	100	2500	125	30	5		
		RYA556	GaAsP/GaP	Yellow	585	2.1	2.8	100	2500	125	30	5		
		REA556	GaAsP/GaP	Orange	635	2.0	2.8	100	3500	125	30	5		
0.6 inch (15.24 mm) Single Digit Figure 15	C. Cathode	HRC160	GaAsP	Red	655	1.7	2.0	100	600	100	30	5	-40 to +85	-40 to +100
		HHC160	GaP	Red	697	2.0	2.8	100	1150	75	20	5		
		HGC160	GaP	Green	565	2.2	2.8	100	2400	125	30	5		
		HYC160	GaAsP/GaP	Yellow	585	2.1	2.8	100	2250	125	30	5		
		HEC160	GaAsP/GaP	Orange	635	2.0	2.8	100	3350	125	30	5		
	C. Anode	HRA160	GaAsP	Red	655	1.7	2.0	100	600	100	30	5		
		HHA160	GaP	Red	697	2.0	2.8	100	1150	75	20	5		
		HGA160	GaP	Green	565	2.2	2.8	100	2400	125	30	5		
		HYA160	GaAsP/GaP	Yellow	585	2.1	2.8	100	2250	125	30	5		
		HEA160	GaAsP/GaP	Orange	635	2.0	2.8	100	3350	125	30	5		

Specifications subject to change at any time.

LED DISPLAYS

Idea lites

Digit Size & Figure No.	Type	Part No.	Chip		Peak λ (nm)	E/O Characteristics				Max Ratings				
			Material	Color		$V_F(V) @ I_F=20mA$		$I_R^* \text{ Max} (\mu A)$	Typ $I_V @ I_F=20mA (\mu cd)$	$P_d (mW)$	$I_F (mA)$	$V_R (V)$	$T_{opr} (^{\circ}C)$	$T_{stg} (^{\circ}C)$
						Typ	Max							
1.0 inch (25.4 mm) Single Digit Figure 16	C. Cathode	SRC110	GaAsP	Red	655	3.4	4.0	100	1400	100	30	5	- 40 to + 85	- 40 to + 100
		SHC110	GaP	Red	697	4.0	5.6	100	2500	75	20	5		
		SGC110	GaP	Green	565	4.4	5.6	100	4000	125	30	5		
		SYC110	GaAsP/GaP	Yellow	585	4.2	5.6	100	4000	125	30	5		
		SEC110	GaAsP/GaP	Orange	635	4.0	5.6	100	5100	125	30	5		
	C. Anode	SRA110	GaAsP	Red	655	3.4	4.0	100	1400	100	30	5		
		SHA110	GaP	Red	697	4.0	5.6	100	2500	75	20	5		
		SGA110	GaP	Green	565	4.4	5.6	100	4000	125	30	5		
		SYA110	GaAsP/GaP	Yellow	585	4.2	5.6	100	4000	125	30	5		
		SEA110	GaAsP/GaP	Orange	635	4.0	5.6	100	5100	125	30	5		
1.0 inch (25.4 mm) ± 1 Polarity & Overflow Figure 17	C. Cathode	SRC510	GaAsP	Red	655	3.4	4.0	100	1400	100	30	5	- 40 to + 85	- 40 to + 100
		SHC510	GaP	Red	697	4.0	5.6	100	2500	75	20	5		
		SGC510	GaP	Green	565	4.4	5.6	100	4000	125	30	5		
		SYC510	GaAsP/GaP	Yellow	585	4.2	5.6	100	4000	125	30	5		
		SEC510	GaAsP/GaP	Orange	635	4.0	5.6	100	5100	125	30	5		
	C. Anode	SRA510	GaAsP	Red	655	3.4	4.0	100	1400	100	30	5		
		SHA510	GaP	Red	697	4.0	5.6	100	2500	75	20	5		
		SGA510	GaP	Green	565	4.4	5.6	100	4000	125	30	5		
		SYA510	GaAsP/GaP	Yellow	585	4.2	5.6	100	4000	125	30	5		
		SEA510	GaAsP/GaP	Orange	635	4.0	5.6	100	5100	125	30	5		
0.4 inch (10.16 mm) Dual Digit Figure 18	C. Cathode	HRC240	GaAsP	Red	655	1.7	2.0	100	600	100	30	5	- 40 to + 85	- 40 to + 100
		HHC240	GaP	Red	697	2.0	2.8	100	1300	75	20	5		
		HGC240	GaP	Green	565	2.2	2.8	100	2500	125	30	5		
		HYC240	GaAsP/GaP	Yellow	585	2.1	2.8	100	2500	125	30	5		
		HEC240	GaAsP/GaP	Orange	635	2.0	2.8	100	3500	125	30	5		
	C. Anode	HRA240	GaAsP	Red	655	1.7	2.0	100	600	100	30	5		
		HHA240	GaP	Red	697	2.0	2.8	100	1300	75	20	5		
		HGA240	GaP	Green	565	2.2	2.8	100	2500	125	30	5		
		HYA240	GaAsP/GaP	Yellow	585	2.1	2.8	100	2500	125	30	5		
		HEA240	GaAsP/GaP	Orange	635	2.0	2.8	100	3500	125	30	5		
0.5 inch (12.7 mm) Dual Digit Figure 19	C. Cathode	HRC250	GaAsP	Red	655	1.7	2.0	100	600	100	30	5	- 40 to + 85	- 40 to + 100
		HHC250	GaP	Red	697	2.0	2.8	100	1300	75	20	5		
		HGC250	GaP	Green	565	2.2	2.8	100	2500	125	30	5		
		HYC250	GaAsP/GaP	Yellow	585	2.1	2.8	100	2500	125	30	5		
		HEC250	GaAsP/GaP	Orange	635	2.0	2.8	100	3500	125	30	5		
	C. Anode	HRA250	GaAsP	Red	655	1.7	2.0	100	600	100	30	5		
		HHA250	GaP	Red	697	2.0	2.8	100	1300	75	20	5		
		HGA250	GaP	Green	565	2.2	2.8	100	2500	125	30	5		
		HYA250	GaAsP/GaP	Yellow	585	2.1	2.8	100	2500	125	30	5		
		HEA250	GaAsP/GaP	Orange	635	2.0	2.8	100	3500	125	30	5		
0.5 inch (12.7 mm) 1-1/2 Digit Figure 20	C. Cathode	NRC250	GaAsP	Red	655	1.7	2.0	100	600	100	30	5	- 40 to + 85	- 40 to + 100
		NHC250	GaP	Red	697	2.0	2.8	100	1300	75	20	5		
		NGC250	GaP	Green	565	2.2	2.8	100	2500	125	30	5		
		NYC250	GaAsP/GaP	Yellow	585	2.1	2.8	100	2500	125	30	5		
		NEC250	GaAsP/GaP	Orange	635	2.0	2.8	100	3500	125	30	5		
	C. Anode	NRA250	GaAsP	Red	655	1.7	2.0	100	600	100	30	5		
		NHA250	GaP	Red	697	2.0	2.8	100	1300	75	20	5		
		NGA250	GaP	Green	565	2.2	2.8	100	2500	125	30	5		
		NYA250	GaAsP/GaP	Yellow	585	2.1	2.8	100	2500	125	30	5		
		NEA250	GaAsP/GaP	Orange	635	2.0	2.8	100	3500	125	30	5		

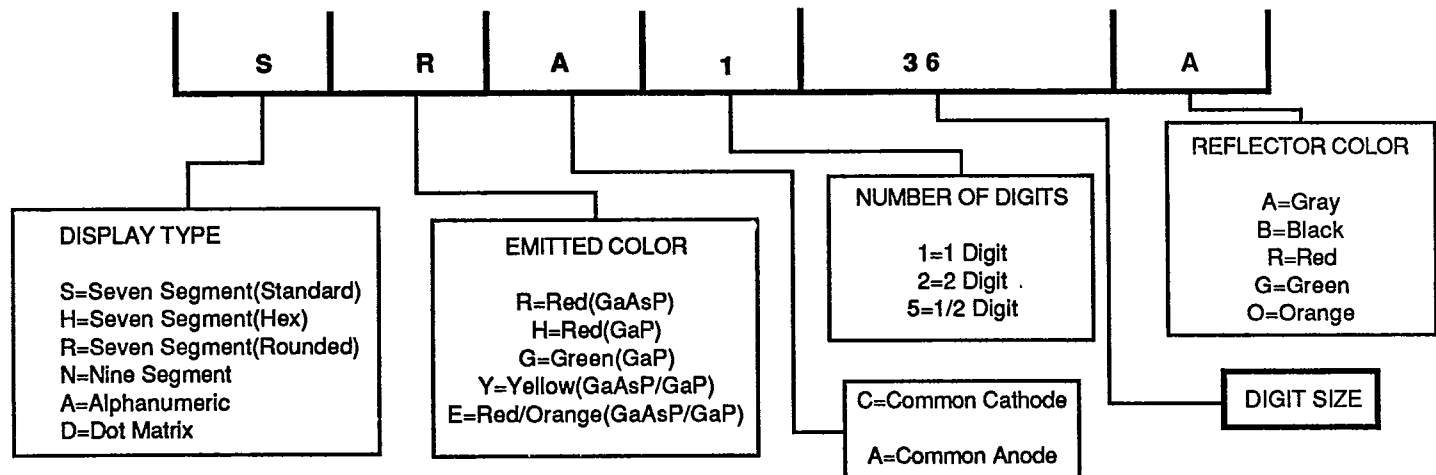
Specifications subject to change at any time.



LED DISPLAYS

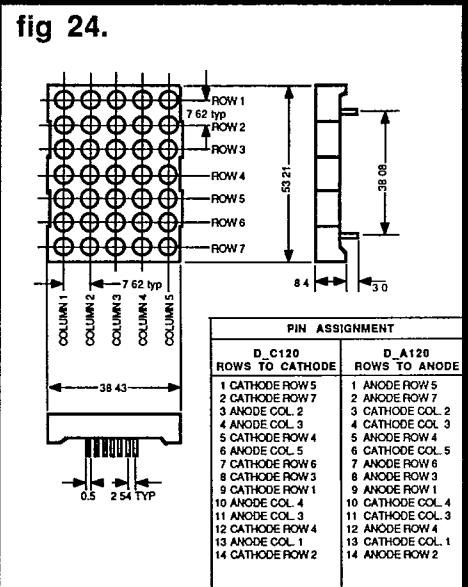
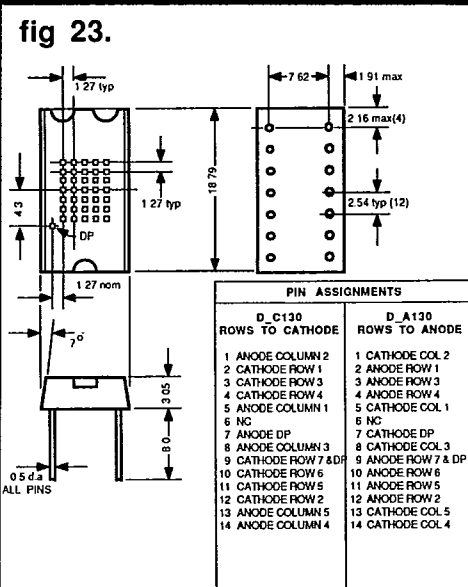
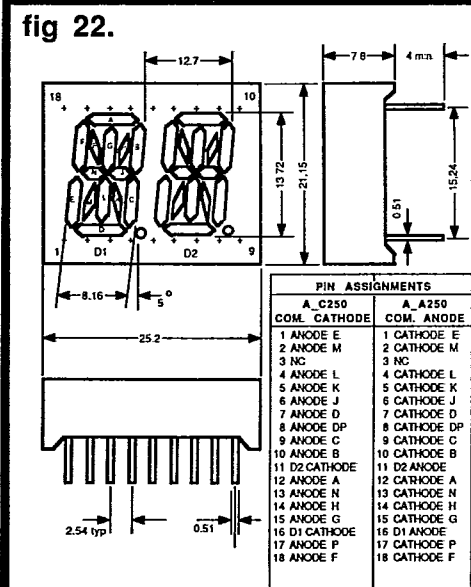
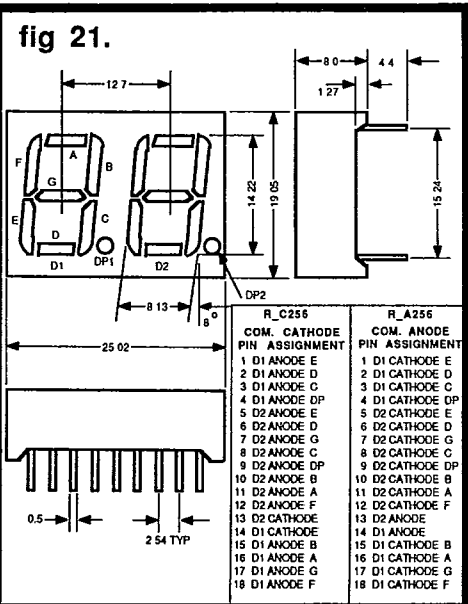
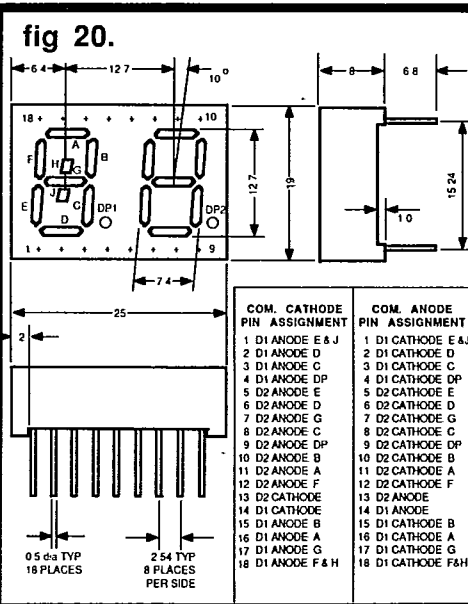
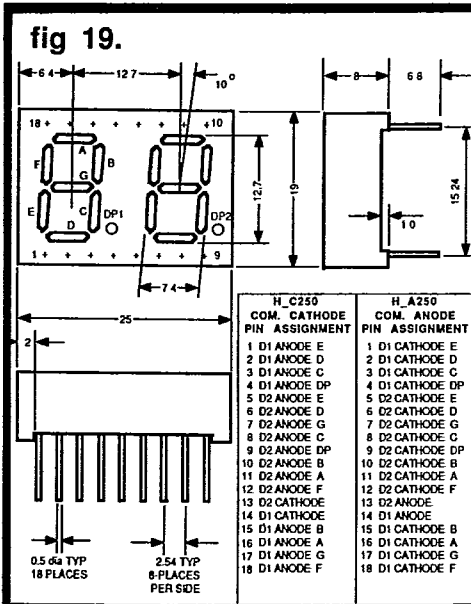
Digit Size & Figure No.	Type	Part No.	Chip		Peak λ (nm)	E/O Characteristics				Max Ratings				
						$V_F(V) @ I_F=20mA$		I_R^* Max (μA)	$Typ I_V @ I_F=20mA$ (μcd)	P_d (mW)	I_F (mA)	V_R (V)	T_{opr} ($^{\circ}C$)	T_{stg} ($^{\circ}C$)
						Typ	Max							
0.56 inch 14.22 mm Dual Digit Figure 21	C. Cathode	RRC256	GaAsP	Red	655	1.7	2.0	100	800	100	30	5	- 40 to + 85	- 40 to + 100
		RHC256	GaP	Red	697	2.0	2.8	100	1300	75	20	5		
		RGC256	GaP	Green	565	2.2	2.8	100	2500	125	30	5		
		RYC256	GaAsP/GaP	Yellow	585	2.1	2.8	100	2500	125	30	5		
		REC256	GaAsP/GaP	Orange	635	2.0	2.8	100	3500	125	30	5		
	C. Anode	RRA256	GaAsP	Red	655	1.7	2.0	100	800	100	30	5		
		RHA256	GaP	Red	697	2.0	2.8	100	1300	75	20	5		
		RGA256	GaP	Green	565	2.2	2.8	100	2500	125	30	5		
		RYA256	GaAsP/GaP	Yellow	585	2.1	2.8	100	2500	125	30	5		
0.54 inch 13.6 mm 14 Segment Alphanumeric 2 Characters Figure 22	C. Cathode	ARC254	GaAsP	Red	655	1.7	2.0	100	800	100	30	5	- 40 to + 85	- 40 to + 100
		AHC254	GaP	Red	697	2.0	2.8	100	1300	75	20	5		
		AGC254	GaP	Green	565	2.2	2.8	100	2500	125	30	5		
		AYC254	GaAsP/GaP	Yellow	585	2.1	2.8	100	2500	125	30	5		
		AEC254	GaAsP/GaP	Orange	635	2.0	2.8	100	3500	125	30	5		
	C. Anode	ARA254	GaAsP	Red	655	1.7	2.0	100	800	100	30	5		
		AHA254	GaP	Red	697	2.0	2.8	100	1300	75	20	5		
		AGA254	GaP	Green	565	2.2	2.8	100	2500	125	30	5		
		AYA254	GaAsP/GaP	Yellow	585	2.1	2.8	100	2500	125	30	5		
0.3 inch 7.62 mm 5x7 Dot Alphanumeric Display Figure 23	Row Cathode	DRC130	GaAsP	Red	655	1.7	2.0	100	400	100	30	5	- 40 to + 85	- 40 to + 100
		DHC130	GaP	Red	697	2.0	2.8	100	1000	75	20	5		
		DGC130	GaP	Green	565	2.2	2.8	100	1300	125	30	5		
		DYC130	GaAsP/GaP	Yellow	585	2.1	2.8	100	1300	125	30	5		
		DEC130	GaAsP/GaP	Orange	635	2.0	2.8	100	1800	125	30	5		
	Row Anode	DRA130	GaAsP	Red	655	1.7	2.0	100	400	100	30	5		
		DHA130	GaP	Red	697	2.0	2.8	100	1000	75	20	5		
		DGA130	GaP	Green	565	2.2	2.8	100	1300	125	30	5		
		DYA130	GaAsP/GaP	Yellow	585	2.1	2.8	100	1300	125	30	5		
2.0 inch 50.8 mm 5x7 Dot Alphanumeric Display Figure 24	Row Cathode	DRC120	GaAsP	Red	655	1.7	2.0	100	600	100	30	5	- 40 to + 85	- 40 to + 100
		DHC120	GaP	Red	697	2.0	2.8	100	1300	75	20	5		
		DGC120	GaP	Green	565	2.2	2.8	100	2500	125	30	5		
		DYC120	GaAsP/GaP	Yellow	585	2.1	2.8	100	2500	125	30	5		
		DEC120	GaAsP/GaP	Orange	635	2.0	2.8	100	3500	125	30	5		
	Row Anode	DRA120	GaAsP	Red	655	1.7	2.0	100	600	100	30	5		
		DHA120	GaP	Red	697	2.0	2.8	100	1300	75	20	5		
		DGA120	GaP	Green	565	2.2	2.8	100	2500	125	30	5		
		DYA120	GaAsP/GaP	Yellow	585	2.1	2.8	100	2500	125	30	5		
DEA120	GaAsP/GaP	Orange	635	2.0	2.8	100	3500	125	30	5				

SELECTION GUIDE



All specifications are subject to change at any time (5)





NOTES