




**STANLEY
SUPER BRIGHT
LED LAMP**

T-41-23

φ3(T-1)TYPE

3889S SERIES



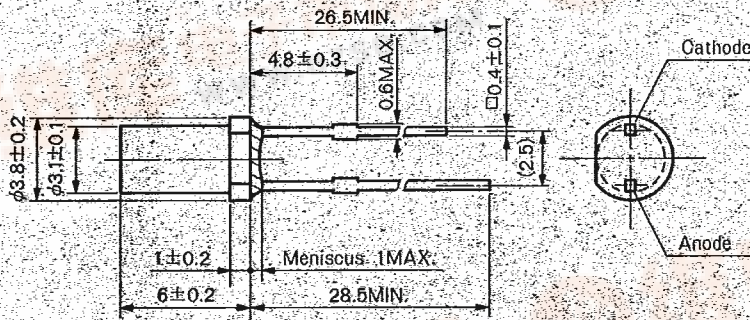
SELECTION GUIDE

COLOR	MATERIAL	PART NUMBER
Red	GaAlAs	BR 3889S
	GaAsP/GaP	VR 3889S
	GaP	PR 3889S
Green	GaP	BG 3889S
		PG 3889S
Yellow	GaP	PY 3889S
	GaAsP/GaP	AY 3889S
Orange	GaAsP/GaP	AA 3889S

DESCRIPTION

This series was developed for use as compact surface displays. It is housed in the 3mm diameter cylindrical molded packages and features a flat display surface for uniform brightness when used on panels. Ideal for telephone and audio-visual equipment displays

Package Dimensions—Unit in mm



T-41-23

3889S SERIES

A C INTERFACE INC 10E D 0023383 0000109 0

Absolute Maximum Ratings (Ta=25°C)

Parameter	Symbol	Red			Green		Yellow		Orange	Units
		BR	PR	VR	BG	PG	PY	AY	AA	
Forward Current	I _F	50	30	30	50	50	50	50	50	mA
Peak Forward Current	I _{FM}	300	100	100	100	100	100	100	100	mA
Reverse Voltage	V _R	4			4		4		4	V
Power Dissipation	P _d	100	75	75	125	125	125	125	125	mW
Operating Temperature	T _{opr}	-30 ~ + 85			-30 ~ + 85		-30 ~ + 85		-30 ~ +85	°C
Storage Temperature	T _{stg}	-30 ~ +100			-30 ~ +100		-30 ~ +100		-30 ~ +100	°C
Lead Soldering Temperature		260°C for 5 seconds (3.0mm from body)								

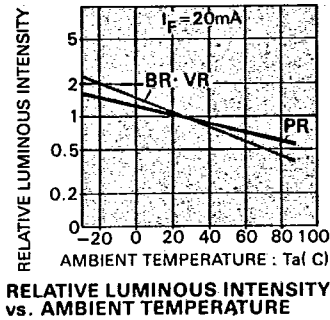
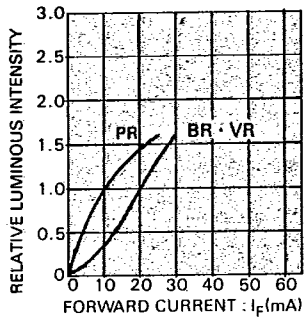
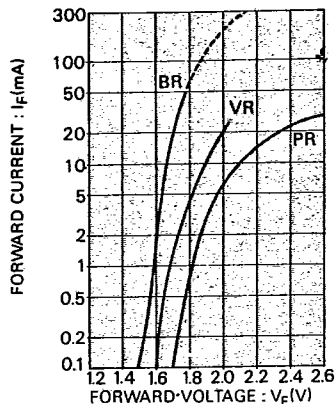
Electro-Optical Characteristics (Ta=25°C)

Type No.	Chip		Lens	I _v (mcd)		at I _F (mA)	Peak Wave Length λ _p (nm)	Spectral Line Half Width Δλ(nm)	V _F (V)		at I _F (mA)	at V _F 4V I _s (μA)	Capacitance Co(pF)
	Material	Emitted Color		Min.	Typ.				Typ.	Max.			
BR3889S	GaAlAs	Red	P.S.D	4	8	20	660	30	1.7	2.0	20	20	50
PR3889S	GaP	Red	P.S.D	0.6	0.9	10	700	100	2.1	2.5	10	20	70
VR3889S	GaAsP/GaP	Red	P.S.D	3	6	20	630	30	2.0	2.5	20	20	35
BG3889S	GaP	Green	P.S.D	0.8	1.6	20	555	30	2.1	2.5	20	20	50
PG3889S	GaP	Green	P.S.D	2	4	20	560	30	2.1	2.5	20	20	40
PY3889S	GaP	Yellow	P.S.D	2.5	5	20	570	30	2.1	2.5	20	20	40
AY3889S	GaAsP/GaP	Yellow	P.S.D	2	4	20	580	30	2.2	2.5	20	20	40
AA3889S	GaAsP/GaP	Orange	P.S.D	2.5	5	20	605	30	2.2	2.5	20	20	50



T-41-23

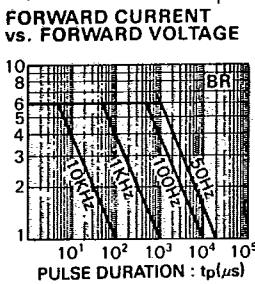
RED



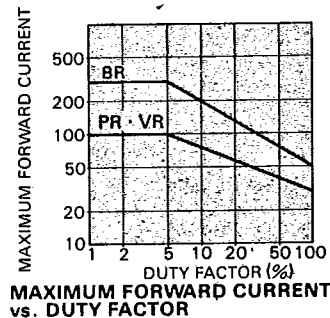
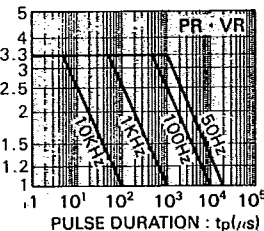
RELATIVE LUMINOUS INTENSITY vs. FORWARD CURRENT

RELATIVE LUMINOUS INTENSITY vs. AMBIENT TEMPERATURE

RATIO OF MAXIMUM TOLERABLE PEAK CURRENT TO MAXIMUM TOLERABLE DC CURRENT



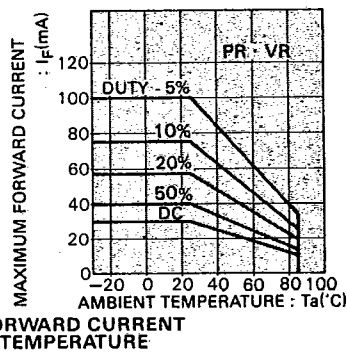
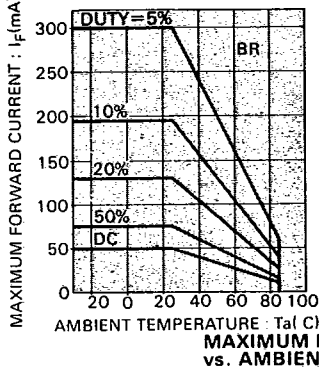
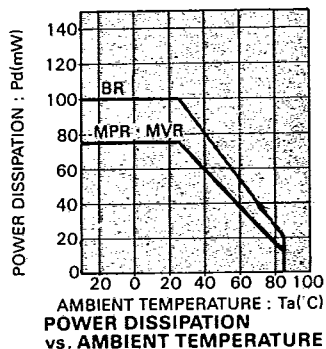
RATIO OF MAXIMUM TOLERABLE PEAK CURRENT TO MAXIMUM TOLERABLE DC CURRENT



MAXIMUM TOLERABLE PEAK CURRENT vs. PULSE DURATION

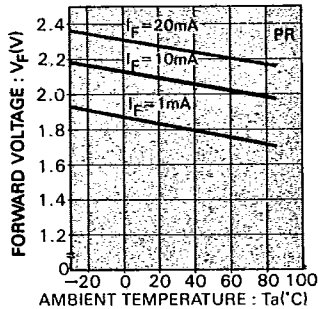
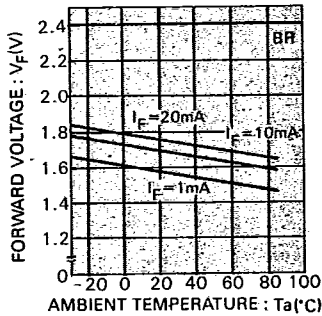
MAXIMUM FORWARD CURRENT vs. PULSE DURATION

MAXIMUM FORWARD CURRENT vs. DUTY FACTOR



POWER DISSIPATION vs. AMBIENT TEMPERATURE

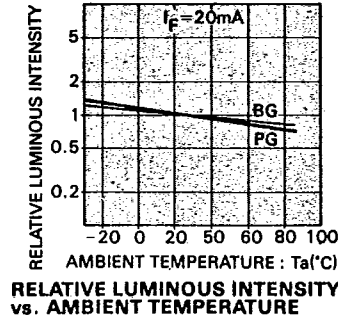
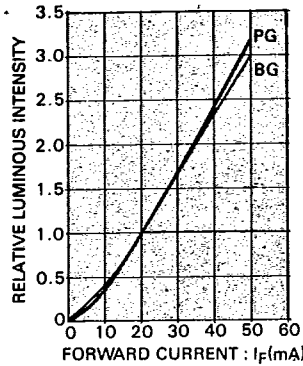
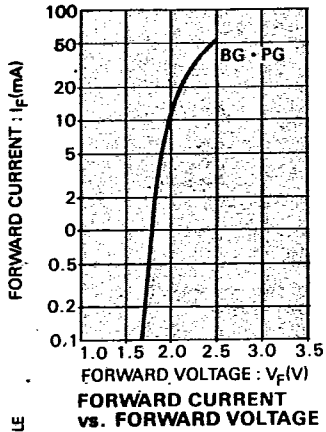
MAXIMUM FORWARD CURRENT vs. AMBIENT TEMPERATURE



FORWARD VOLTAGE vs. AMBIENT TEMPERATURE

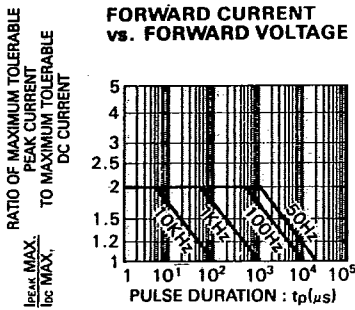
T-41-23

GREEN

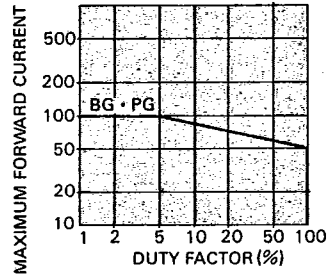


RELATIVE LUMINOUS INTENSITY vs. FORWARD CURRENT

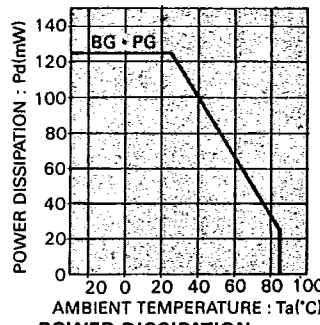
RELATIVE LUMINOUS INTENSITY vs. AMBIENT TEMPERATURE



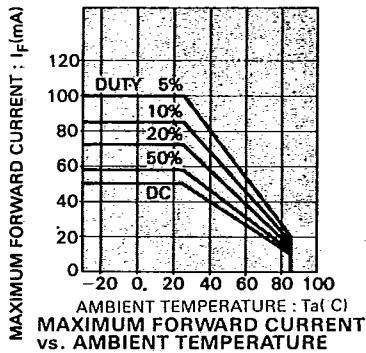
MAXIMUM TOLERABLE PEAK CURRENT vs. PULSE DURATION



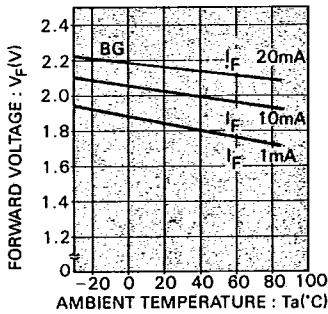
MAXIMUM FORWARD CURRENT vs. DUTY FACTOR



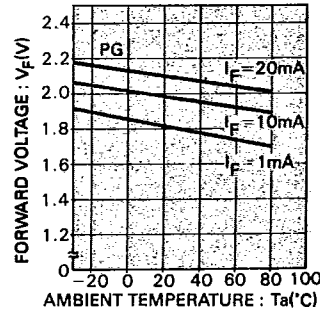
POWER DISSIPATION vs. AMBIENT TEMPERATURE



MAXIMUM FORWARD CURRENT vs. AMBIENT TEMPERATURE



FORWARD VOLTAGE vs. AMBIENT TEMPERATURE

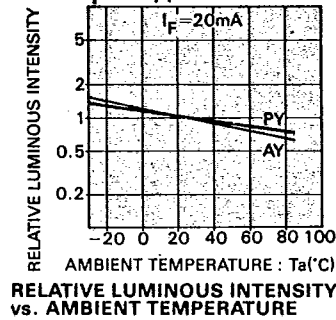
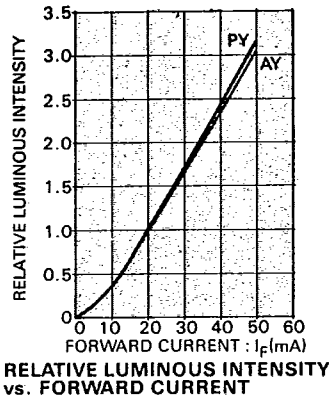
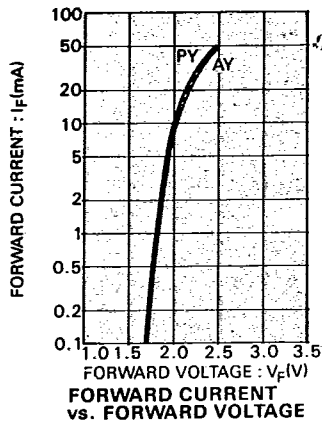


FORWARD VOLTAGE vs. AMBIENT TEMPERATURE

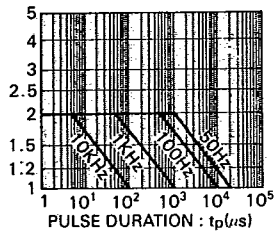


YELLOW

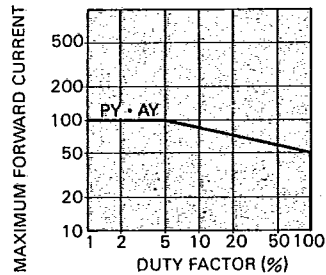
T=41-23



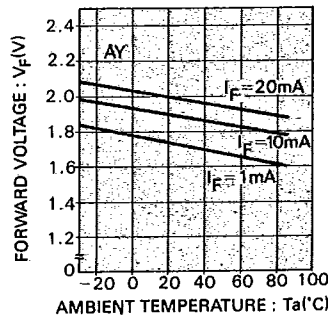
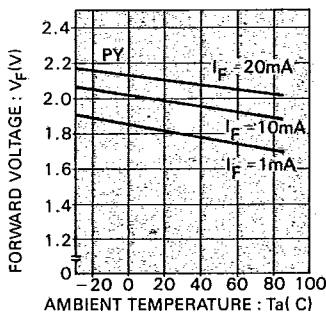
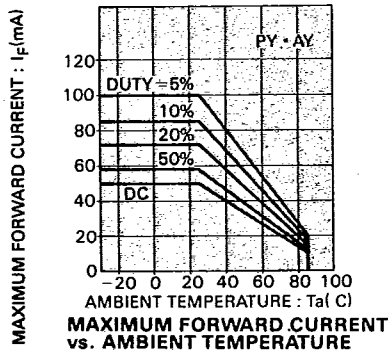
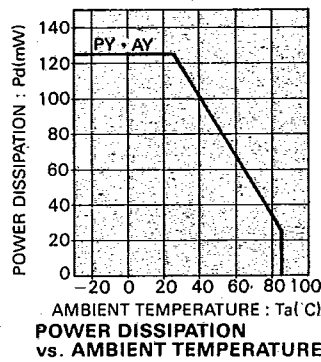
RATIO OF MAXIMUM TOLERABLE PEAK CURRENT TO MAXIMUM TOLERABLE DC CURRENT



MAXIMUM TOLERABLE PEAK CURRENT vs. PULSE DURATION



MAXIMUM FORWARD CURRENT vs. DUTY FACTOR

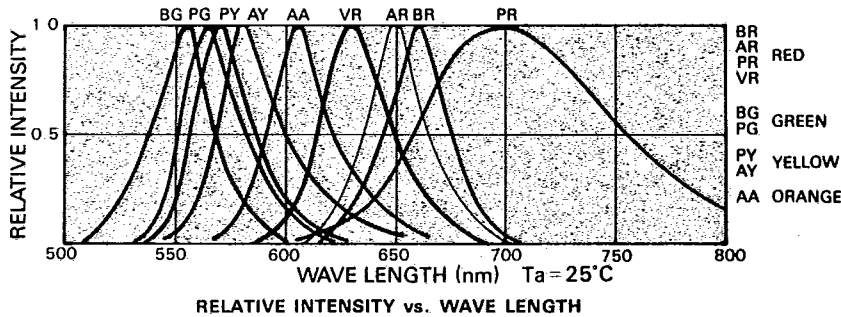
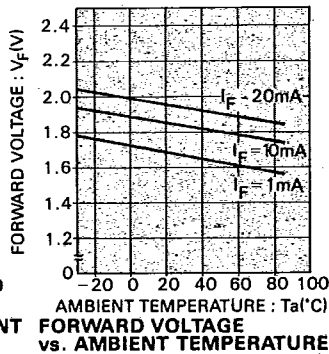
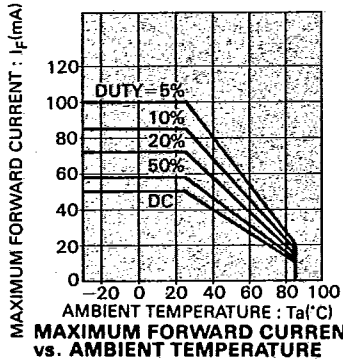
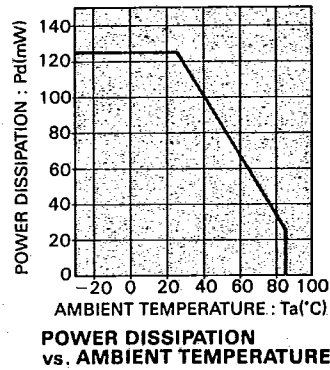
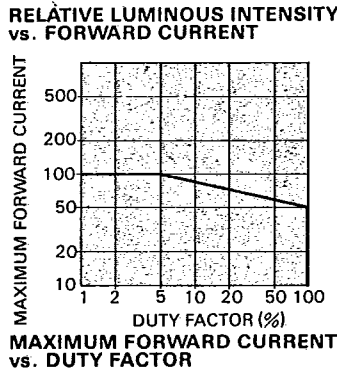
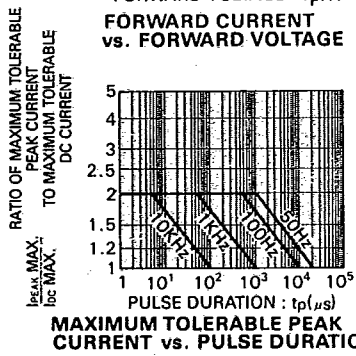
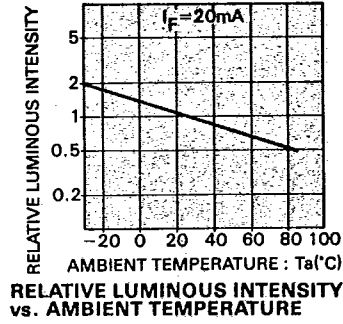
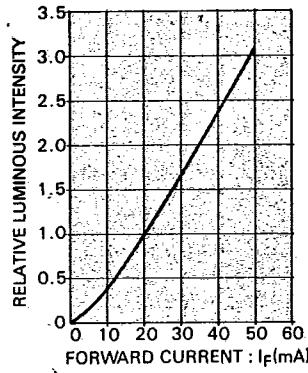
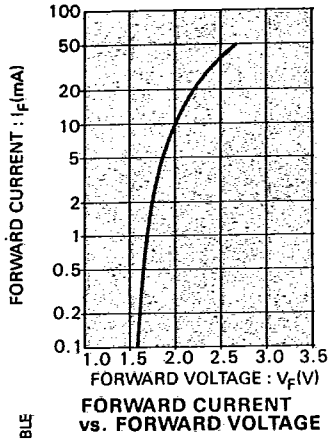


3889S SERIES

A C INTERFACE INC 10E D 0023383 0000113 2

ORANGE

T-41-23



LED LAMP