




6700 Series Thermostats

6700 P.C. Board Thermostat



The Airpax Series 6700 is a miniature bimetallic snap acting thermostat which provides accurate and reliable sensing

and switching in a single device. Primarily developed for thermal management applications on power supplies, the Series 6700 is also ideally suited for use on crowded P.C. boards. It provides fast, positive response and excellent repeatability with 1 amp switching capability at 48 VDC over its operating temperature range of 40°C to 110°C (104°F to 230°F). The operating temperature is pre-set at the factory and is non-adjustable in the field.

The single pole/single throw switch assembly features a bimetallic element that is rated 10,000 cycles at 5 VDC 20 mA resistive or in excess of 1,000,000 operations mechanically. This unit features a positive snap action, available in either normally closed, open on rising temperature or normally open, close on rising temperature.

The 6700 thermostat dimensionally conforms to the international product package standard Y220/T0220. Thus, the 6700 may be automatically placed and soldered onto P.C. boards with high speed automated equipment, eliminating the need for the expensive hand placement and termination required today for most power supply thermostats.

sense an over-temperature condition caused by other components mounted close by or insufficient cooling due to external conditions.

Typical uses include turning on an indicator light, sounding an audible alarm, switching on a control circuit to send a message to a display screen or even switching a circuit to shut down a system. Applications include computers and computer peripherals, aircraft, automotive, and test equipment.

Specifications:

Contact Resistance: 50 Milliohms max. (before and after rated life)

Contact Ratings:

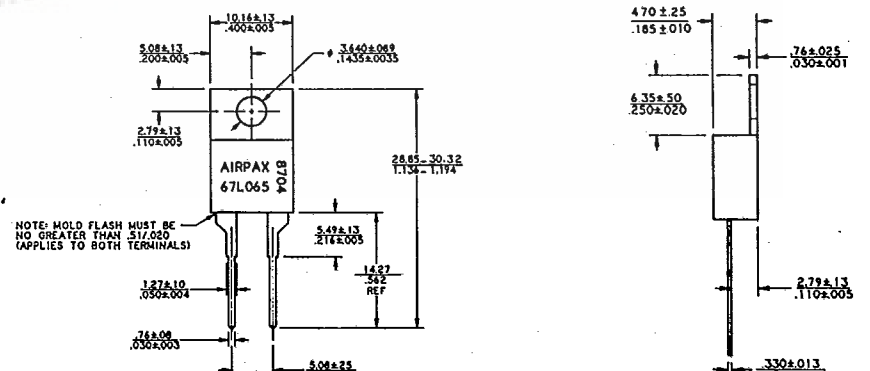
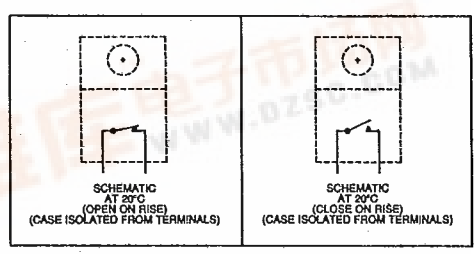
Cycles	Voltage	Amps (Resistive)
30,000	48 VDC	1
30,000	120 VAC	1
100,000	5 VDC	.020
100,000	5 VDC	.001

Contact Operations: Either open on rise or close on rise


Operating Temperature Range: 40°C (104°F) to 110°C (230°F)

Standard Operating Temperature Tolerance: ±5°C (±9°F) Nominal operating temperature settings in 5°C (9°F) increments

US Patent No: 4,795,997



mounting on a board



6700 Series Thermostats

Short Term Exposure Limit:

260°C (500°F), 10 sec.

Long Term Exposure Limit:

-55°C (-67°F) to 160°C (320°F)

Dielectric Strength: 1480 VAC 60 Hz,
1 second terminals to case

Insulation Resistance: 100 Megohms
at 500 VDC

Contact Bounce - make: 3 ms max.

Weight: Approximately 0.5 grams

Seal: Epoxy sealed for wave soldering
and cleaning. Moisture proof per Airpax
Spec. S-722 (unit will not leak while
submerged in 9" of water for a minimum
of two minutes).

Vibration: Per Mil-Std-202,
Method 204D, Test Condition D,
10-2,000 Hz.

Shock: Per Mil-Std-202, Method 213,
Test Condition C, 100 G's, 6 milliseconds,
½ sine wave.

Humidity: Moisture resistant per
Mil-Std-202F, Method 106E.

Chemical Resistance: Unit is resistant
to water, salt, alcohol, ammonia,
trichlorethane, and most other organic
solvents.

Solderability: Terminal material is
selectively striped with 60/40 solder for
improved solderability.

Resistance to Soldering Heat:
Per Mil-Std-202F, Method 210A,
Test Condition E.

Mechanical Life: 1,000,000 operations.

UL & CSA File Numbers:

UL Recognized E36687
CSA Certified LR25561

Materials:

Seal: High temperature epoxy

B ... (Sulfide),

9,

6700 SERIES STANDARD CALIBRATIONS

OPERATE (±5°C)	RESET (MIN °C)	DIFFERENTIAL (MIN °C)
40	20	4
45	20	4
50	30	4
55	30	4
60	40	4
65	40	4
70	50	4
75	50	4
80	55	6
85	55	6
90	60	6
95	60	6
100	70	6
105	70	6
110	80	6

How to use this chart

Each thermostat Part Number consists of functional "building blocks" to enable the user to specify clearly and precisely the desired characteristics in each category. Select the proper Code in each category, then transfer it to the box indicated. Unless a special requirement is indicated, the Part Number will be complete when the proper temperature is selected. If you have a special requirement, please call Airpax for a factory assigned number to complete the Part Number.

Example: A 67F060 thermostat will close (make contact) on a rising temperature from 55°C to 65°C and will reset (break contact) on a falling temperature no less than 4°C lower than the actual close temperature and no lower than 40°C actual temperature.

Contact Operation: _____

F = Fan (CLR)
L = Limit (OPR)

Operating Temperature _____
in Degrees C.

Factory Assigned _____
Number for Special
Requirements

67 -

Temperature set point calibration is checked at Airpax with special

TEMPERATURE CONVERSION TABLE

If center column value is °F, the °C equivalent is to the left. If center column value is °C, the °F equivalent is to the right.

°C.	°F.	°C.	°F.	°C.	°F.	°C.	°F.	°C.	°F.	°C.	°F.	°C.	°F.
-34.4	-30	15.56	60	140	65.56	150	302	115.56	240	484	165.56	330	628
-33.89	-29	16.11	61	141.8	66.11	151	303.8	116.11	241	465.8	166.11	331	627.8
-33.33	-28	16.67	62	142.8	66.67	152	305.6	116.67	242	467.6	166.67	332	629.6
-32.78	-27	17.22	63	143.8	67.22	153	307.4	117.22	243	469.4	167.22	333	631.4
-32.22	-26	17.78	64	144.8	67.78	154	309.2	117.78	244	471.2	167.78	334	633.2
-31.67	-25	18.33	65	145.8	68.33	155	311	118.33	245	473	168.33	335	635
-31.11	-24	18.89	66	146.8	68.89	156	312.8	118.89	246	474.8	168.89	336	636.8
-30.56	-23	19.44	67	147.8	69.44	157	314.6	119.44	247	476.6	169.44	337	638.6
-30	-22	19.99	68	148.8	69.99	158	316.4	120	248	478.4	170	338	640.4
-29.44	-21	20.56	69	149.8	70.56	159	318.2	120.56	249	480.2	170.56	339	642.2
-28.89	-20	21.11	70	150.8	71.11	160	320	121.11	250	482	171.11	340	644
-28.33	-19	21.67	71	151.8	71.67	161	321.8	121.67	251	483.8	171.67	341	645.8
-27.78	-18	22.22	72	152.8	72.22	162	323.6	122.22	252	485.6	172.22	342	647.6
-27.22	-17	22.78	73	153.8	72.78	163	325.4	122.78	253	487.4	172.78	343	649.4
-26.67	-16	23.33	74	154.8	73.33	164	327.2	123.33	254	489.2	173.33	344	651.2
-26.11	-15	23.89	75	155.8	73.89	165	329	123.89	255	491	173.89	345	653
-25.56	-14	24.44	76	156.8	74.44	166	330.8	124.44	256	492.8	174.44	346	654.8
-25	-13	25	77	157.8	75	167	332.6	125	257	494.6	175	347	656.6
-24.44	-12	25.56	78	158.8	75.56	168	334.4	125.56	258	496.4	175.56	348	658.4
-23.89	-11	26.11	79	159.8	76.11	169	336.2	126.11	259	498.2	176.11	349	660.2
-23.33	-10	26.67	80	160.8	76.67	170	338	126.67	260	500	176.67	350	662
-22.78	-9	27.22	81	161.8	77.22	171	339.8	127.22	261	501.8	177.22	351	663.8
-22.22	-8	27.78	82	162.8	77.78	172	341.6	127.78	262	503.6	177.78	352	665.6
-21.67	-7	28.33	83	163.8	78.33	173	343.4	128.33	263	505.4	178.33	353	667.4
-21.11	-6	28.89	84	164.8	78.89	174	345.2	128.89	264	507.2	178.89	354	669.2
-20.56	-5	29.44	85	165.8	79.44	175	347	129.44	265	509	179.44	355	671
-20	-4	29.99	86	166.8	79.99	176	348.8	129.99	266	510.8	180	356	672.8
-19.44	-3	30.56	87	167.8	80.56	177	350.6	130.56	267	512.6	180.56	357	674.6
-18.89	-2	31.11	88	168.8	81.11	178	352.4	131.11	268	514.4	181.11	358	676.4
-18.33	-1	31.67	89	169.8	81.67	179	354.2	131.67	269	516.2	181.67	359	678.2
-17.78	0	32.22	90	170.8	82.22	180	356	132.22	270	518	182.22	360	680
-17.22	1	32.78	91	171.8	82.78	181	357.8	132.78	271	519.8	182.78	361	681.8
-16.67	2	33.33	92	172.8	83.33	182	359.6	133.33	272	521.6	183.33	362	683.6
-16.11	3	33.89	93	173.8	83.89	183	361.4	133.89	273	523.4	183.89	363	685.4
-15.56	4	34.44	94	174.8	84.44	184	363.2	134.44	274	525.2	184.44	364	687.2
-15	5	35	95	175.8	85	185	365	135	275	527	185	365	689
-14.44	6	35.56	96	176.8	85.56	186	366.8	135.56	276	528.8	185.56	366	690.8
-13.89	7	36.11	97	177.8	86.11	187	368.6	136.11	277	530.6	186.11	367	692.6
-13.33	8	36.67	98	178.8	86.67	188	370.4	136.67	278	532.4	186.67	368	694.4
-12.78	9	37.22	99	179.8	87.22	189	372.2	137.22	279	534.2	187.22	369	696.2
-12.22	10	37.78	100	180.8	87.78	190	374	137.78	280	536	187.78	370	698
-11.67	11	38.33	101	181.8	88.33	191	375.8	138.33	281	537.8	188.33	371	699.8
-11.11	12	38.89	102	182.8	88.89	192	377.6	138.89	282	539.6	188.89	372	701.6
-10.56	13	39.44	103	183.8	89.44	193	379.4	139.44	283	541.4	189.44	373	703.4
-10	14	39.99	104	184.8	90	194	381.2	140	284	543.2	190	374	705.2
-9.44	15	40.56	105	185.8	90.56	195	383	140.56	285	545	190.56	375	707
-8.89	16	41.11	106	186.8	91.11	196	384.8	141.11	286	546.8	191.11	376	708.8
-8.33	17	41.67	107	187.8	91.67	197	386.6	141.67	287	548.6	191.67	377	710.6
-7.78	18	42.22	108	188.8	92.22	198	388.4	142.22	288	550.4	192.22	378	712.4
-7.22	19	42.78	109	189.8	92.78	199	390.2	142.78	289	552.2	192.78	379	714.2
-6.67	20	43.33	110	190.8	93.33	200	392	143.33	290	554	193.33	380	716
-6.11	21	43.89	111	191.8	93.89	201	393.8	143.89	291	555.8	193.89	381	717.8
-5.56	22	44.44	112	192.8	94.44	202	395.6	144.44	292	557.6	194.44	382	719.6
-5	23	45	113	193.8	95	203	397.4	145	293	559.4	195	383	721.4
-4.44	24	45.56	114	194.8	95.56	204	399.2	145.56	294	561.2	195.56	384	723.2
-3.89	25	46.11	115	195.8	96.11	205	401	146.11	295	563	196.11	385	725
-3.33	26	46.67	116	196.8	96.67	206	402.8	146.67	296	564.8	196.67	386	726.8
-2.78	27	47.22	117	197.8	97.22	207	404.6	147.22	297	566.6	197.22	387	728.6
-2.22	28	47.78	118	198.8	97.78	208	406.4	147.78	298	568.4	197.78	388	730.4
-1.67	29	48.33	119	199.8	98.33	209	408.2	148.33	299	570.2	198.33	389	732.2
-1.11	30	48.89	120	200.8	98.89	210	410	148.89	300	572	198.89	390	734
-0.56	31	49.44	121	201.8	99.44	211	411.8	149.44	301	573.8	199.44	391	735.8
0	32	49.99	122	202.8	100	212	413.6	150	302	575.6	199.99	392	737.6
.56	33	50.56	123	203.8	100.56	213	415.4	150.56	303	577.4	200.56	393	739.4
1.11	34	51.11	124	204.8	101.11	214	417.2	151.11	304	579.2	201.11	394	741.2
1.67	35	51.67	125	205.8	101.67	215	419	151.67	305	581	201.67	395	743
2.22	36	52.22	126	206.8	102.22	216	420.8	152.22	306	582.8	202.22	396	744.8
2.78	37	52.78	127	207.8	102.78	217	422.6	152.78	307	584.6	202.78	397	746.6
3.33	38	53.33	128	208.8	103.33	218	424.4	153.33	308	586.4	203.33	398	748.4
3.89	39	53.89	129	209.8	103.89	219	426.2	153.89	309	588.2	203.89	399	750.2
4.44	40	54.44	130	210.8	104.44	220	428	154.44	310	590	204.44	400	752
5	41	54.99	131	211.8	105	221	429.8	155	311	591.8	205	401	753.8
5.56	42	55.56	132	212.8	105.56	222	431.6	155.56	312	593.6	205.56	402	755.6
6.11	43	56.11	133	213.8	106.11	223	433.4	156.11	313	595.4	206.11	403	757.4
6.67	44	56.67	134	214.8	106.67	224	435.2	156.67	314	597.2	206.67	404	759.2
7.22	45	57.22	135	215.8	107.22	225	437	157.22	315	599	207.22	405	761
7.78	46	57.78	136	216.8	107.78	226	438.8	157.78	316	600.8	207.78	406	762.8
8.33	47	58.33	137	217.8	108.33	227	440.6	158.33	317	602.6	208.33	407	764.6
8.89	48	58.89	138	218.8	108.89	228	442.4	158.89	318	604.4	208.89	408	766.4
9.44	49	59.44	139	219.8	109.44	229	444.2	159.44	319	606.2	209.44	409	768.2
10	50	60	140	220.8	110	230	446	160	320	608	210	410	770
10.56	51	60.56	141	221.8	110.56	231	447.8	160.56	321	609.8	210.56	411	771.8
11.11	52	61.11	142	222.8	111.11	232	449.6	161.11	322	611.6	211.11	412	773.6
11.67	53	61.67	143	223.8	111.67	233	451.4	161.67	323	613.4	211.67	413	775.4
12.22	54	62.22	144	224.8	112.22	234	453.2	162.22	324	615.2	212.22	414	777.2
12.78	55	62.78	145	225.8	112.78	235	455	162.78	325	617	212.78	415	779
13.33	56	63.33	146	226.8	113.33	236	456.8	163.33	326	618.8	213.33	416	780.8
13.89	57	63.89	147	227.8	113.89	237	458.6	163.89	327	620.6	213.89	417	782.6
14.44	58	64.44	148	228.8	114.44	238	460.4	164.44	328	622.4	214.44	418	784.4
15	59	64.99	149	229.8	115	239	462.2	165	329	624.2	215	419	786.2

Tolerance Scale

°C.	°F.	°C.
-----	-----	-----