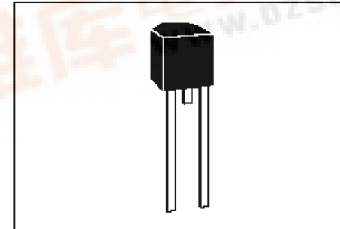


TO-92 "EA" Series

The TO-92 "EA" series SIDACtor is a 50A rated solid state protection device designed for telecommunications applications such as modems, line cards, fax machines, etc.

The "EA" series SIDACtor is used to help equipment meet various regulatory requirements including: Bellcore 1089, ITU K.20 & K.21, IEC 950, UL 1459 & 1950 and FCC Part 68.



Electrical Parameters

Part Number	V _{DRM} Volts	V _S Volts	V _T Volts	I _{DRM} μAmps	I _S mAmps	I _T Amps	I _H mAmps	C _O pF
P0080EA	5	15	5	5	800	1	150	100
P0300EA	25	40	5	5	800	1	150	100
P0640EA	58	77	5	5	800	1	150	60
P0720EA	65	88	5	5	800	1	150	60
P0800EA	75	98	5	5	800	1	150	60
P1100EA	90	130	5	5	800	1	150	60
P1300EA	120	160	5	5	800	1	150	40
P1500EA	140	180	5	5	800	1	150	40
P1800EA	160	220	5	5	800	1	150	40
P2300EA	190	260	5	5	800	1	150	30
P2600EA	220	300	5	5	800	1	150	30
P3100EA	275	350	5	5	800	1	150	30
P3500EA	320	400	5	5	800	1	150	30

Notes:

- All measurements are made at an ambient temperature of 25°C.
- Listed SIDACtors are bi-directional. All electrical parameters & surge ratings apply to forward and reverse polarities.
- V_{DRM} is measured at I_{DRM}.
- V_S is measured at 100V/μs.
- Special voltage (V_S & V_{DRM}) and holding current (I_H) requirements are available upon request.
- Off-state capacitance is measured at 1MHz with a 2 volt bias and is a typical value.

Surge Ratings

Series	I _{pp} 10x160μs Amps	I _{pp} 10x560μs Amps	I _{TSM} 60Hz Amps	di/dt Amps
EA	100	50	20	500

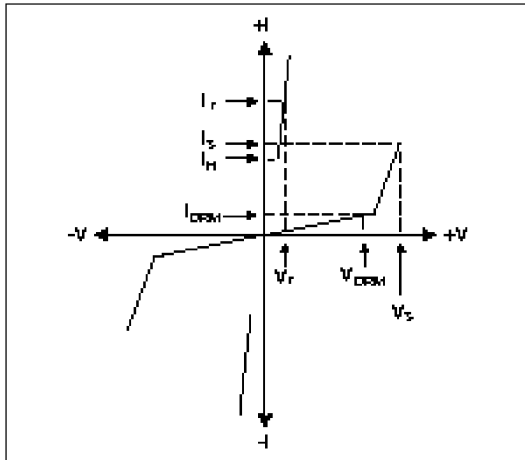


Thermal Considerations

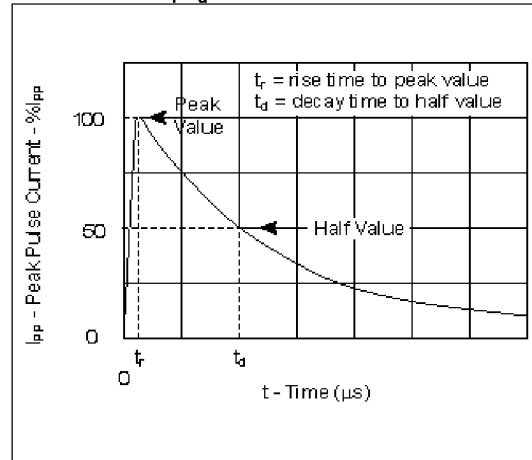
Series	Symbol	Parameter	Value	Unit
EA	T_j	Junction Temperature Range	-40 to +150	°C
	T_s	Storage Temperature Range	-65 to +150	°C
	T_c	Maximum Case Temperature	+110	°C
	$R_{\theta jc}$	Thermal Resistance: junction to case	+28	°C/W
	$R_{\theta ja}$	Thermal Resistance: junction to ambient	+90	°C/W

Data Sheets

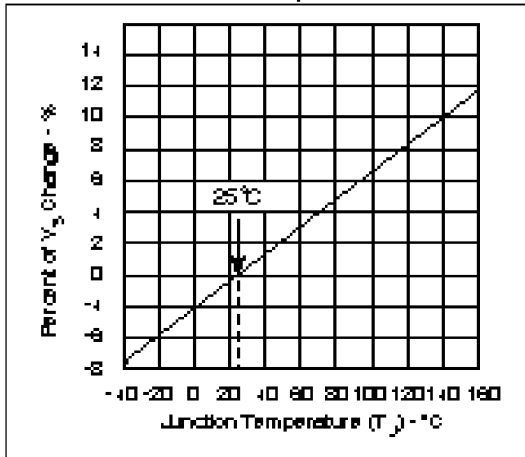
V-I Characteristics



t_r, t_d Pulse Wave-form



Normalized V_s Change vs. Junction Temperature



Normalized DC Holding Current vs. Case Temperature

