

RF-IF High Frequency Transistors

TYPE NO.	POLARITY	CASE	MAXIMUM RATINGS			HFE				VCE(SAT)		f _T min (MHz)	Cob Cre max (pF)	N.F. max (dB)
			P _d (mW)	I _C (mA)	V _{CEO} (V)	min	max	I _C (mA)	V _{CE} (V)	max (V)	I _C (mA)			
BF 115	N	TO-72J	165	30	30	48	167	1	10	-	-	230+	0.8•	3.5+
BF 152	N	TO-106	200	-	12	20	-	3	10	0.5	10	600	1.2	-
BF 153	N	TO-106	200	-	12	20	-	3	6	0.5	10	300	1.2	-
BF 155	N	TO-72G	200	20	40	20	-	2.5	12	0.3	10	400	0.4+	9
BF 158	N	TO-106	200	50	12	20	-	4	10	0.5	10	700+	1.2•	3.5
BF 159	N	TO-106	200	50	20	20	-	4	10	0.5	10	700+	1.2•	3.5
BF 160	N	TO-106	200	50	12	20	-	3	10	0.5	10	400	1.2•	3.5
BF 173	N	TO-72J	260	25	25	38	-	7	10	-	-	350	0.3•	-
BF 181	N	TO-72G	150	20	20	20	-	2	10	-	-	600+	0.9+	-
BF 182	N	TO-72G	150	20	20	10	-	2	10	-	-	600+	1	7.4+
BF 183	N	TO-72G	150	20	20	10	-	3	10	-	-	800+	1+	-
BF 184	N	TO-72J	165	30	20	67	220	1	10	-	-	260+	0.9•	4
BF 185	N	TO-72J	165	30	20	36	125	1	10	-	-	200+	0.9•	4
BF 198	N	TO-92F	360	25	30	27	-	4	10	-	-	400+	0.22+	3+
BF 199	N	TO-92E	360	25	25	38	-	7	10	-	-	550+	0.32+	-
BF 200	N	TO-72G	150	20	20	15	-	2	10	-	-	500+	0.5•	5
BF 224	N	TO-92E	360	50	30	30	-	7	10	0.15	10	300	0.3+	4
BF 240	N	TO-92E	300	25	40	67	220	1	10	-	-	430+	0.34•	3.5
BF 241	N	TO-92E	300	25	40	36	125	1	10	-	-	400+	0.34•	3.5
BF 253	N	TO-92E	300	30	30	40	350#	1	10	-	-	150	0.7+	1.5
BF 254	N	TO-92E	300	30	20	67	220	1	10	0.1+	10	260+	0.85+	4
BF 255	N	TO-92E	300	30	20	36	125	1	10	0.1+	10	200+	0.85+	4
BF 271	N	TO-72J	250	25	25	30	-	10	10	0.13+	10	500+	0.22+	-
BF 310	N	TO-92F	300	25	30	29	-	4	10	-	-	300+	1.6	-
BF 311	N	TO-92E	300	25	25	40	-	15	10	-	-	750+	0.35•	-
BF 314	N	TO-92F	300	25	30	29	-	4	10	-	-	450+	0.13•	-
BF 368	N	TO-92A	310	50	15	35	125	1	10	0.4	10	250	1.7	-
BF 369	N	TO-92A	310	50	20	70	220	1	10	0.4	10	400	1.7	-
BF 494	N	TO-92E	300	30	20	67	220	1	10	0.1+	10	260+	0.85+	4+
BF 495	N	TO-92E	300	30	20	36	125	1	10	0.1+	10	200+	0.85+	4+
BF 594	N	TO-92E	250	30	25	65	220	1	10	-	-	260+	0.6+	1.4+
BF 595	N	TO-92E	250	30	25	35	125	1	10	-	-	260+	0.6+	1.4+
BF 597	N	TO-92E	360	25	25	38	-#	7	10	-	-	550+	0.3+	-
BFS 62	N	TO-72G	200	25	25	35	-	7	10	-	-	580	0.33•	4
BFW 41	N	TO-72G	200	-	15	40	80	3	1	0.4	10	600	3	4
BFW 68	N	TO-18	360	-	40	40	-	10	1	0.15	10	250	4	6
BFW 70	N	TO-72G	240	-	30	30	-	10	10	-	-	750	1.6+	2.6+
BFX 60	N	TO-72G	230	25	25	50	-	7	10	-	-	400	0.3•	5+
BFX 73	N	TO-72G	200	50	15	20	-	3	1	0.4	10	600	1.7	6
BFY 74	N	TO-18	360	100	45	40	180	10	5	1	10	250	4	-
BFY 75	N	TO-18	360	100	45	65	300	10	5	1	10	250	4	-
BFY 78	N	TO-18	300	50	12	20	-	3	1	0.4	10	500	2.8	6
BFY 79	N	TO-72G	300	-	30	30	-	4	10	-	-	400	1.6	5.5
BFY 88	N	TO-72J	175	25	25	40	-	5	1	-	-	750	0.28•	4
CS 9016	N	TO-92A	200	-	20	29	146#	1	5	3	10	300	1.6	4
CS 9017	N	TO-92A	200	-	18	40	198#	1	5	2	10	-	2+	4+
CS 9018	N	TO-92A	200	-	12	29	198#	1	5	0.6	10	600	1.7	-
CX 917	N	TO-92A	250	50	30	40	150	5	10	0.4	20	200	2•	-
CX 918	N	TO-92A	250	50	20	40	150	7	10	0.4	20	400	1.5•	-

HFE groupings available + Typical value



RF-IF High Frequency Transistors

TYPE NO.	POLARITY	CASE	MAXIMUM RATINGS			HFE				V _{CE(SAT)}		f _T min (MHz)	C _{ob} Cre max (pF)	N.F. max (dB)
			P _d (mW)	I _C (mA)	V _{CEO} (V)	min	max	I _C (mA)	V _{CE} (V)	max (V)	I _C (mA)			
K 917	N	TO-92A	250	50	20	29	146#	1	5	0.5	10	150	2.5	-
K 918	N	TO-92A	250	50	12	29	146#	1	5	0.5	10	250	1.7	-
K 928	N	TO-92A	250	50	20	40	120#	1	5	0.14+	10	550	1.3	2+
MPS 3563	N	TO-92A	350	50	12	20	200	8	10	-	-	600	1.7	6
MPS 3693	N	TO-92A	350	50	45	40	160	10	10	-	-	200	3.5	4+
MPS 3694	N	TO-92A	350	50	45	100	400	10	10	-	-	200	3.5	4+
MPS 3826	N	TO-92A	350	100	45	40	160	10	10	-	-	200	3.5	-
MPS 3827	N	TO-92A	350	100	45	100	400	10	10	-	-	200	3.5	-
MPS 6507	N	TO-92A	350	100	20	25	-	2	10	-	-	700	2.5	-
MPS 6511	N	TO-92A	350	100	20	25	-	10	10	-	-	-	2.5	-
MPS 9425	N	TO-92A	350	50	18	25	160#	1	5	0.3+	10	300	1.8	-
MPS 9623	N	TO-92A	310	100	18	25	300#	1	5	0.5	10	100	3.5	-
MPS 9624	N	TO-92A	310	100	30	25	300#	1	5	0.5	10	100	3.5	-
MPS 9625	N	TO-92A	310	50	12	25	300#	1	5	0.3+	10	250	1.8	-
PN 3563	N	TO-92A	250	50	12	20	200	8	10	-	-	600	1.7	4+
PN 5130	N	TO-92A	250	50	12	15	250	8	10	0.6	10	450	1.7	4+
PN 5132	N	TO-92A	250	50	20	30	400	10	10	0.2	10	200	3.5	-
2N 915	N	TO-18	360	-	50	50	200	10	5	1	10	250	3.5	-
2N 916	N	TO-18	360	-	25	50	200	10	1	0.5	10	300	6	-
2N 917	N	TO-72G	200	50	15	20	200	3	1	0.5	3	500	1.7	6
2N 918	N	TO-72G	200	50	15	20	-	3	1	0.4	10	600	1.7	6
2N 2615	N	TO-18	300	-	15	20	-	3	1	-	-	500	2.8	-
2N 2616	N	TO-18	300	50	15	20	-	3	1	0.4	10	600	2.8	6
2N 2865	N	TO-72G	200	50	13	20	200	4	10	0.4	10	600	2.5	4.5
2N 3478	N	TO-72G	200	-	15	25	150	2	8	-	-	750	1	4.5
2N 3563	N	TO-106	200	50	12	20	200	8	10	-	-	600	1.7	4
2N 3564	N	TO-106	200	100	15	20	500	15	10	0.3	20	400	3.5	4
2N 3600	N	TO-72G	200	-	15	20	150	3	1	0.4	10	850	-	4.5
2N 3662	N	TO-92B	200	25	12	20	-	8	10	0.6	10	700	1.5	4
2N 3663	N	TO-92B	200	25	12	20	-	8	10	0.6	10	700	1.5	4
2N 3693	N	TO-106	200	30	45	40	160	10	10	0.4	10	200	3.5	4
2N 3694	N	TO-106	200	30	45	100	400	10	10	0.25	10	200	3.5	4
2N 3825	N	TO-92B	250	100	15	20	-	2	10	0.25	2	200	3.5	4
2N 3826	N	TO-92B	360	30	45	40	160	10	10	-	-	200	3.5	4
2N 3827	N	TO-92B	360	30	45	100	400	10	10	-	-	200	3.5	4
2N 3854	N	TO-92B	200	100	18	35	70	2	4.5	0.2	10	100	3.5	-
2N 3854A	N	TO-92B	200	100	30	35	70	2	4.5	0.2	10	100	3.5	-
2N 3855	N	TO-92B	200	100	18	60	120	2	4.5	0.2	10	130	3.5	-
2N 3855A	N	TO-92B	200	100	30	60	120	2	4.5	0.2	10	130	3.5	-
2N 3856	N	TO-92B	200	100	18	100	200	2	4.5	0.2	10	140	3.5	-
2N 3856A	N	TO-92B	200	100	30	100	200	2	4.5	0.2	10	140	3.5	-
2N 3932	N	TO-72G	200	-	20	40	150	2	8	-	-	750	0.55	4.5
2N 3933	N	TO-72G	200	-	30	60	200	2	8	-	-	750	0.55	4
2N 4259	N	TO-72G	175	-	30	60	250	2	8	-	-	750	0.55	5
2N 4292	N	TO-92B	200	50	15	20	-	3	1	0.6	10	600	3.5	6
2N 4293	N	TO-92B	200	50	15	20	-	3	1	0.6	10	600	3.5	6
2N 4934	N	TO-72J	200	-	30	40	170	2	8	-	-	700	-	3.5
2N 4935	N	TO-72J	200	-	40	60	200	2	8	-	-	700	-	3.6
2N 4936	N	TO-72J	200	-	40	60	250	2	8	-	-	700	-	4.5
2N 4994	N	TO-92F	360	30	45	40	160	10	10	-	-	200	3.5	-
2N 4995	N	TO-92F	360	30	45	100	400	10	10	-	-	200	3.5	-
2N 5127	N	TO-106	200	100	12	15	300	2	10	0.3	10	150	3.5	-

+ Typical value # HFE groupings available



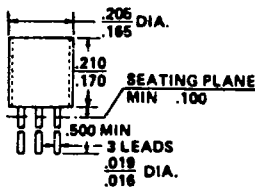
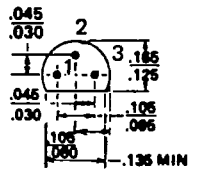
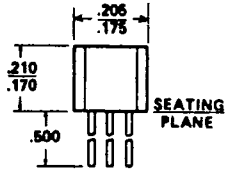
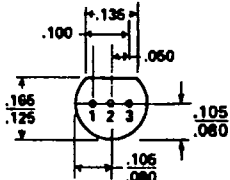
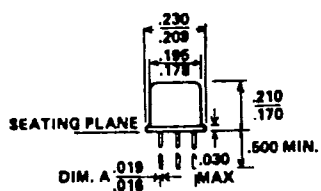
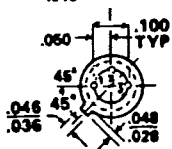
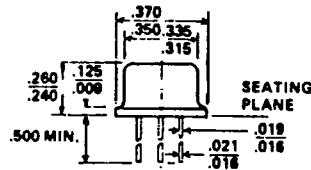
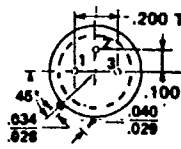
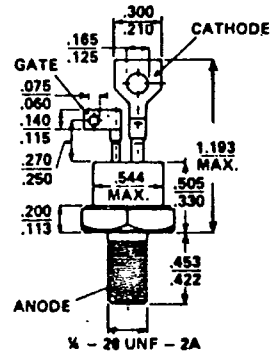
RF-IF High Frequency Transistors

TYPE NO.	POLARITY	CASE	MAXIMUM RATINGS			HFE				VCE(SAT)		f _T min (MHz)	Cob Cre max (pF)	N.F. max (dB)
			P _d (mW)	I _C (mA)	V _{CEO} (V)	min	max	I _C (mA)	V _{CE} (V)	max (V)	I _C (mA)			
2N 5130	N	TO-106	200	50	12	15	250	8	10	0.6	10	450	2	4
2N 5131	N	TO-106	200	200	15	30	500	10	10	1	10	100	6	-
2N 5132	N	TO-106	200	50	20	30	400	10	10	0.2	10	200	3.5	-
2N 5179	N	TO-72G	200	50	12	25	250	3	1	0.4	10	600+	1	4.5
2N 5180	N	TO-72G	180	-	15	20	200	2	8	0.3	10	650	1	0
2N 5181	N	TO-72G	180	50	45Δ	27	-	1	6	-	-	400	-	-
2N 5182	N	TO-72G	180	-	35Δ	27	-	1	6	-	-	400	-	-
2N 5770	N	TO-92A	625	50	15	20	-	3	1	0.4	10	600+	1.7	6
2SC 477	N	TO-72G	140	30	32	40	170	1	10	-	-	150	-	-
2SC 568	N	TO-72G	200	20	15	40	150	2	6	-	-	700	1	3
2SC 817	N	TO-72G	120	20	15	35	300#	1	1	-	-	550	0.7•	-
2SC 829	N	TO-92B	250	30	20	40	250#	1	10	0.1	10	150	1.6•	-
2SC 838	N	TO-92B	250	50	25	30	180#	0.5	3	0.3	10	150	2.5	-
2SC 839	N	TO-92B	250	50	25	30	180#	0.5	3	0.3	10	150	2.5	4
2SC 922	N	TO-92B	250	20	20	40	180	1	6	-	-	400	1.2•	5
2SC 929	N	TO-92B	120	30	10	40	320#	1	6	-	-	170	1.6•	-
2SC 930	N	TO-92B	120	30	10	25	320#	1	6	-	-	170	1.6•	-
2SC 947	N	TO-72G	150	15	20	35+	-	1	10	0.6+	10	400	-	-
2SC 948	N	TO-72G	150	15	20	35+	-	1	10	0.6+	10	700	-	-
2SC 1047	N	TO-92B	150	15	20	40	160	1	6	-	-	450	1•	5
2SC 1293	N	TO-92B	300	50	25	15	120	1	6	-	-	200	1.8•	-
2SC 1359	N	TO-92B	250	30	20	50	220	1	10	0.1+	10	150	1.5•	4
2SC 1687	N	TO-92E	400	30	25	38	-	7	10	0.8	10	360	0.5•	-
2SC 1688	N	TO-92E	400	30	40	38	-	7	10	0.8	10	360	0.5•	-
2SC 1778	N	TO-92E	150	15	20	20	-	3	10	-	-	600	0.6•	-
2SC 1789	N	TO-92B	200	50	18	20	-	2	10	-	-	600	1.5•	-
2SC 1923	N	TO-92B	100	20	30	25	140#	1	6	-	-	500+	0.7+•	4

▲ BV_{CEO} + Typical value # HFE groupings available



Packaging Information

<p>PACKAGING INFORMATION</p>	<p>1. CATHODE 2. GATE 3. ANODE</p>  	<p>SCR</p> <p>1. CATHODE 2. GATE 3. ANODE</p>  
	<p>TO-18 (PLASTIC)</p>	<p>TO-92</p>
<p>1. CATHODE 2. GATE 3. ANODE</p>  	<p>SCR</p> <p>1. CATHODE 2. GATE 3. ANODE</p>  	<p>TRIAC</p> <p>1. MT 1 2. GATE 3. MT 2</p> 
<p>TO-18</p>	<p>TO-39</p>	<p>TO-48D</p>

