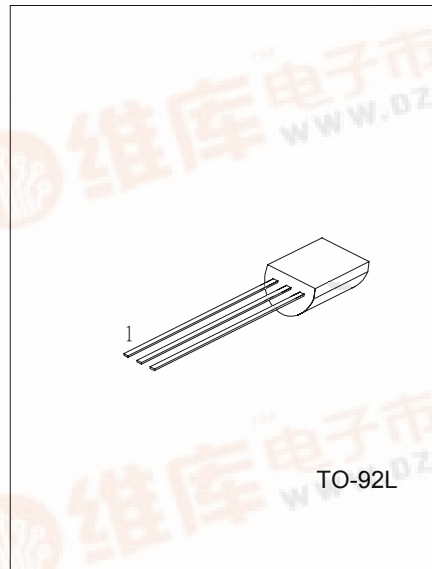


UTC A928A PNP EPITAXIAL SILICON TRANSISTOR

AUDIO POWER AMPLIFIER

FEATURES

- *Collector Dissipation Pc=1 Watt
- *3 Watt Output Application



1:EMITTER 2: COLLECTOR 3: BASE

ABSOLUTE MAXIMUM RATINGS (Ta=25°C ,unless otherwise specified)

PARAMETER	SYMBOL	RATING	UNIT
Collector-base voltage	VCBO	-30	V
Collector-emitter voltage	VCEO	-30	V
Emitter-base voltage	VEBO	-5	V
Collector dissipation	Pc	1	W
Collector current	Ic	-2	A
Junction Temperature	Tj	150	°C
Storage Temperature	TSTG	-55 ~ +150	°C

ELECTRICAL CHARACTERISTICS(Ta=25°C, unless otherwise specified)

PARAMETER	SYMBOL	TEST CONDITIONS	MIN	TYP	MAX	UNIT
Collector-base breakdown voltage	BVCBO	Ic=-100μA,IE=0	-30			V
Collector-emitter breakdown voltage	BVCEO	Ic=-10mA,IB=0	-30			V
Emitter-base breakdown voltage	BVEBO	IE=-1mA,Ic=0	-5			V
Collector cut-off current	ICBO	VCE=-30V,IE=0			-100	nA
Emitter cut-off current	IEBO	VBE=-5V,Ic=0			-100	nA
DC current gain(note)	hFE	VCE=-2V,Ic=-500mA	100		320	
Base-emitter on voltage	VBE(on)	VCE=-2V,Ic=-500mA			-1	V
Collector-emitter saturation voltage	VCE(sat)	Ic=-1.5A,IB=-0.03A			-2	V
Output capacitance	Cob	VCE = -10V, IE = 0,f=1MHz		48		pF
Current gain bandwidth product	fr	VCE=-2V,Ic=-500mA		120		MHz

UTC UNISONIC TECHNOLOGIES CO., LTD. 1

QW-R202-003,A

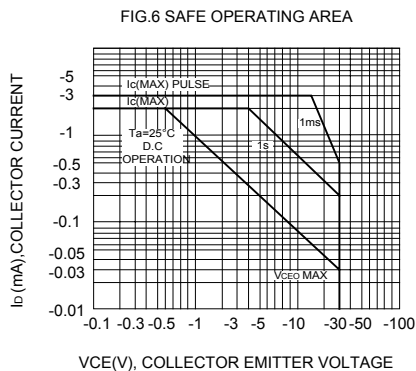
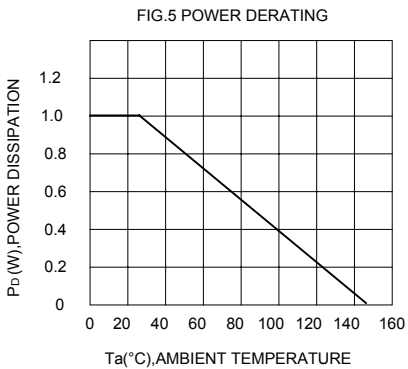
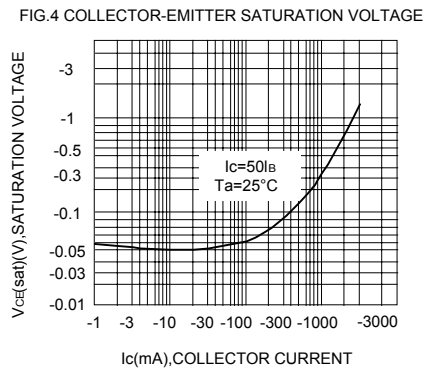
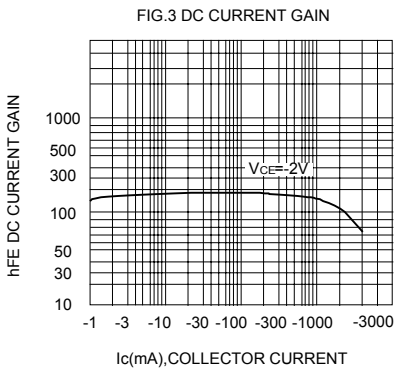
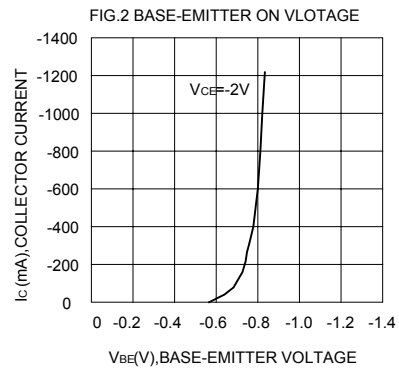
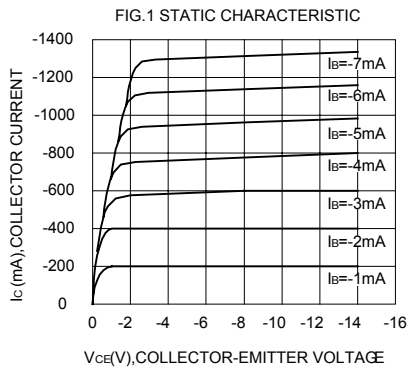


UTC A928A PNP EPITAXIAL SILICON TRANSISTOR

CLASSIFICATION OF hFE

RANK	O	Y
RANGE	100-200	160-320

TYPICAL CHARACTERISTIC CURVES



UTC A928A PNP EPITAXIAL SILICON TRANSISTOR

UTC assumes no responsibility for equipment failures that result from using products at values that exceed, even momentarily, rated values (such as maximum ratings, operating condition ranges, or other parameters) listed in products specifications of any and all UTC products described or contained herein. UTC products are not designed for use in life support appliances, devices or systems where malfunction of these products can be reasonably expected to result in personal injury. Reproduction in whole or in part is prohibited without the prior written consent of the copyright owner. The information presented in this document does not form part of any quotation or contract, is believed to be accurate and reliable and may be changed without notice.

