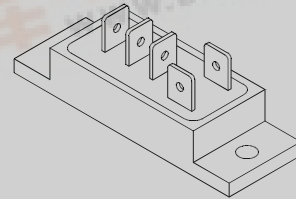


200 V - 1,000 V Three Phase Bridge
18.0 A - 20.0 A Forward Current
70 ns - 3000 ns Recovery Time

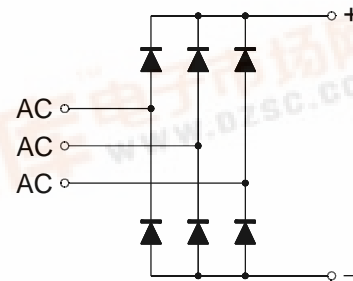
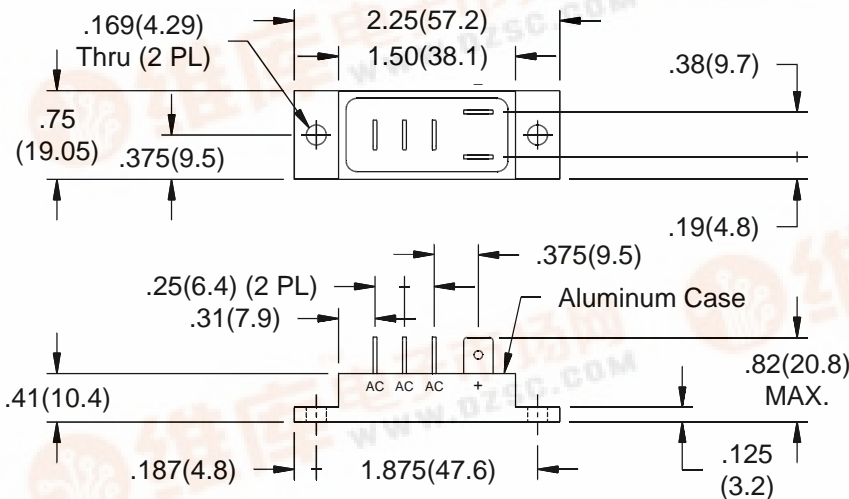
3402A - 3410A
3402FA - 3410FA
3402UFA - 3410UFA



ELECTRICAL CHARACTERISTICS AND MAXIMUM RATINGS

Part Number	Working Reverse Voltage (Vrwm) Volts	Average Rectified Current @TC (Io)		Reverse Current @ Vrwm (Ir)		Forward Voltage (Vf)		1 Cycle Surge Current tp=8.3ms (Ifsm)	Repetitive Surge Current (Ifrm)	Reverse Recovery Time (1) (Trr)	Thermal Impd. θ_{J-C} °C/W
		55°C	100°C	25°C	100°C	25°C	25°C				
		Amps	Amps	µA	µA	Volts	Amps				
3402A	200	20.0	13.0	1.0	25	1.2	9.0	150	25	3000	2.2
3406A	600	20.0	13.0	1.0	25	1.2	9.0	150	25	3000	2.2
3410A	1000	20.0	13.0	1.0	25	1.5	9.0	150	25	3000	2.2
3402FA	200	20.0	12.5	1.0	25	1.5	9.0	100	20	150	2.2
3406FA	600	20.0	12.5	1.0	25	1.5	9.0	100	20	150	2.2
3410FA	1000	20.0	12.5	1.0	25	1.7	9.0	100	20	150	2.2
3402UFA	200	18.0	12.0	1.0	25	2.0	9.0	100	20	70	2.2
3406UFA	600	18.0	12.0	1.0	25	2.0	9.0	100	20	70	2.2
3410UFA	1000	18.0	12.0	1.0	25	2.0	9.0	100	20	70	2.2

(1)Trr Testing: If=0.5A, Ir=1.0A, Irr=0.25A *Op. Temp. & Stg. Temp. = -55°C to +150°C Isolation Voltage: 2000V



Dimensions: In. (mm) • All temperatures are ambient unless otherwise noted. • Data subject to change without notice.



VOLTAGE MULTIPLIERS INC.
 8711 W. Roosevelt Ave.
 Visalia, CA 93291

TEL 559-651-1402
 FAX 559-651-0740
 www.voltagemultipliers.com

3402A - 3410A • 3402FA - 3410FA • 3402UFA - 3410UFA

