
 Bicron Electronics <i>... a lean sigma company</i>	Flyback Transformer FB2000 Series
--	--

Input Voltage (VRMS) ($\pm 10\%$) See Table
 Frequency Range (KHz) See Table
 Output Power 15VA
 Regulation** 4.0 %
 Efficiency** 85 %
 Temperature Class 130°C
 Ambient Temperature Range -40°C to +85°C
 Temperature Rise** 15°C

Primary Inductance (mH) Typical: See Table
 Coupling Capacitance (pF) Maximum See Table
 Leakage Inductance** (mH) Nominal See Table
 Dielectric Strength Tested: 5.5KVrms @60Hz.
 Primary and Shield to all Secondaries
 Partial Discharge (Corona) Tested: 2KVrms @60Hz.
 Primary and Shield to all Secondaries
 BIL Rating: 3KV
 **Approximate values (Contact us for defined limits)

Configuration Number	Schematic	Primary			Secondary	
		Input (Vrms)	Inductance (mH—Typ.)	Frequency Range KHz	Output (Vrms) @Arms)	
					Secondary 1	Secondary 2
FB2000-36-18-18	1A/1B	2.50	3.21	15-50	18.0 @ 0.417	18.0 @ 0.417
FB2000-36-18-0	2A/2B				18.0 @ 0.833	
FB2000-36-18-0	3A/3B				18.0 @ 0.833	
FB2000-48-18-18	1A/1B	2.80	5.66		18.0 @ 0.417	18.0 @ 0.417
FB2000-48-18-0	2A/2B				18.0 @ 0.833	
FB2000-48-18-0	3A/3B				18.0 @ 0.833	
FB2000-150-18-18	1A/1B	3.30	24.52		18.0 @ 0.417	18.0 @ 0.417
FB2000-150-18-0	2A/2B				18.0 @ 0.833	
FB2000-150-18-0	3A/3B				18.0 @ 0.833	
FB2001-36-18-18	1A/1B	0.70	1.78	50-150	18.0 @ 0.417	18.0 @ 0.417
FB2001-36-18-0	2A/2B				18.0 @ 0.833	
FB2001-36-18-0	3A/3B				18.0 @ 0.833	
FB2001-48-18-18	1A/1B	0.75	2.87		18.0 @ 0.417	18.0 @ 0.417
FB2001-48-18-0	2A/2B				18.0 @ 0.833	
FB2001-48-18-0	3A/3B				18.0 @ 0.833	
FB2001-150-18-0	1A/1B	0.80	9.38		18.0 @ 0.417	18.0 @ 0.417
FB2001-150-18-0	2A/2B				18.0 @ 0.833	
FB2001-150-18-0	3A/3B				18.0 @ 0.833	
FB2002-36-18-18	1A/1B	0.50	1.38	150-250	18.0 @ 0.417	18.0 @ 0.417
FB2002-36-18-0	2A/2B				18.0 @ 0.833	
FB2002-36-18-0	3A/3B				18.0 @ 0.833	
FB2002-48-18-18	1A/1B	0.55	2.25		18.0 @ 0.417	18.0 @ 0.417
FB2002-48-18-0	2A/2B				18.0 @ 0.833	
FB2002-48-18-0	3A/3B				18.0 @ 0.833	
FB2002-150-18-18	1A/1B	0.60	8.61		18.0 @ 0.417	18.0 @ 0.417
FB2002-150-18-0	2A/2B				18.0 @ 0.833	
FB2002-150-18-0	3A/3B				18.0 @ 0.833	

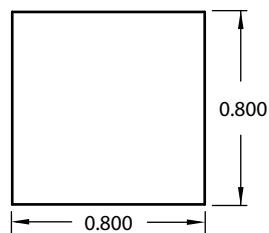


FB2000 Parasitic Values

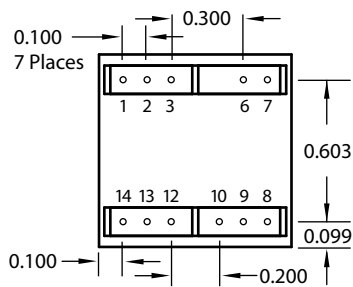
Frequency KHz	Voltage RMS	Leakage Inductance μH (Typ.)	Capacitance pF (Typ.)
10 - 50	36	10	35
	48	15	40
	100	50	50
50 - 100	36	4	25
	48	7	30
	100	15	40
100 - 250	36	3	15
	48	5	20
	100	7	30

Dimensions

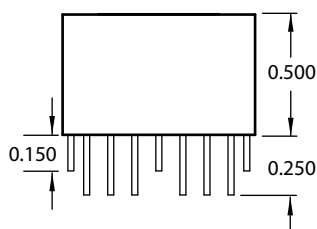
Top View



Bottom View

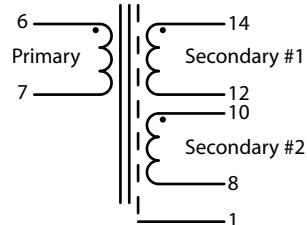


Side View

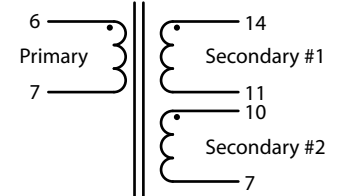


Schematics

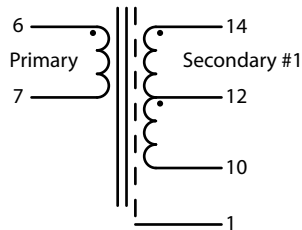
1A



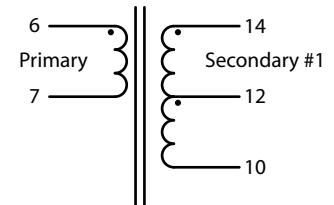
1B



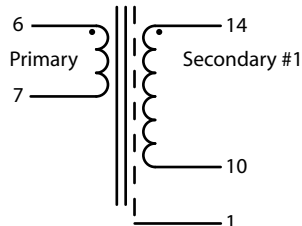
2A



2B



3A



3B

