


International Power Sources, Inc.

260 Hopping Brook Road
Holliston, Massachusetts 01746
Tel. (508) 429-4440 Fax (800) 226-2100
<http://www.intlpower.com>

DC/DC Converters



**IB SERIES
1 WATT**

SHOWN
ACTUAL
SIZE

FEATURES

- 0.18 in² board space
- 80% Efficiency
- 15 Watts per in³
- 5, 12, 24 and 48 VDC Inputs
- 1000 VDC Isolation
- Industry Standard Pinouts

MODELS CHART

OUTPUT VOLTAGE(S)	OUTPUT CURRENT(S)	PART NUMBERS			
		5VDC INPUT	12VDC INPUT	24VDC INPUT	48VDC INPUT
3.3VDC	300mA	IB0503S	IB1203S	IB2403S	IB4803S
5VDC	200mA	IB0505S	IB1205S	IB2405S	IB4805S
9VDC	110mA	IB0509S	IB1209S	IB2409S	IB4809S
12VDC	84mA	IB0512S	IB1212S	IB2412S	IB4812S
15VDC	66mA	IB0515S	IB1215S	IB2415S	IB4815S

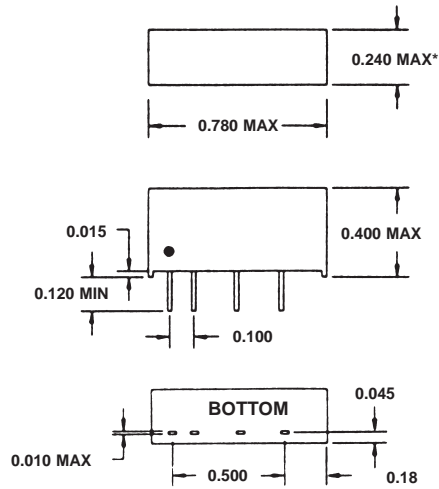
ELECTRICAL SPECIFICATIONS

All specifications typical at nominal line, full load and 25°C

Input voltage range	±10%
Input reflected noise (20MHz BW)	100mV p-p max.
Output voltage accuracy	±5%
Line regulation	1.2%/1% of Vin
Load regulation (20% to 100% Load)	±10%
Output ripple and noise (20 MHz BW)	100mV p-p max.
Efficiency at full load 9V, 12V and 15V outputs	80% typical
Efficiency at full load 3.3V and 5V outputs	70% typical
Short circuit protection	1 second max.
Input output isolation	1000VDC min.
Temperature coefficient	0.03% per °C max
Operating temperature range	-40°C to 85°C
Storage temperature range	-55°C to 125°C

Specifications subject to change. Unit requires 10mm of air space.

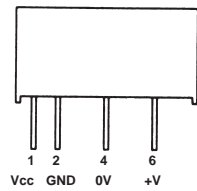
MECHANICAL SPECIFICATIONS



* 0.280 max for 48VDC input models

PIN CONNECTIONS

SINGLE-IN-LINE PACKAGE



DERATING CURVE

