

TOSHIBA

TLP1201A, TLP1201A(C1), TLP1201A(C2)

TOSHIBA PHOTOINTERRUPTER INFRARED LED + PHOTO IC

TLP1201A, TLP1201A(C1), TLP1201A(C2)

COPYING MACHINE, LASER BEAM PRINTER

FACSIMILE, PRINTER

AUTOMATIC VENDING MACHINE, TERMINAL EQUIPMENT IN BANKING FACILITIES

PLAYING EQUIPMENT, FA EQUIPMENT

VARIOUS POSITION DETECTION SENSOR

The TLP1201A, 1201A (C1) and 1201A (C2) are digital output photointerrupters having connectors with an GaAs infrared LED and a high sensitivity and low current consumption Si photo IC combined.

The output becomes high level when the light is shielded.

- One side mounting type
- Supply voltage : 5V
- Digital output (Open collector)
- Gap : 5mm
- Resolution : Slit width 0.5mm
- Low current consumption : $I_{CC} = 17.5\text{mA (max)}$
- UL recognized PWB adopted : UL94V-0
- Material of the case : Polycarbonate
- Connectors
 - TLP1201A 171825-3 (AMP (Japan), Ltd. made EI Connector)
 - TLP1201A (C1) ... 5267-03A (Molex Japan Co., Ltd. made Connector)
 - TLP1201A (C2) ... B3P-SHF-1AA (Japan Solderless Terminal MFG. made NH Connector)

MAXIMUM RATINGS (Ta = 25°C)

CHARACTERISTIC	SYMBOL	RATING	UNIT
Supply Voltage	V_{CC}	6	V
Output Voltage	V_O	28	V
Low Level Output Current	I_{OL}	50	mA
Low Level Output Current Derating (Ta > 25°C)	$\Delta I_{OL} / ^\circ\text{C}$	-0.67	mA / °C
Operating Temperature Range	T_{opr}	-25~75	°C
Storage Temperature Range	T_{stg}	-40~85	°C

961001EBC2

● TOSHIBA is continually working to improve the quality and the reliability of its products. Nevertheless, semiconductor devices in general can malfunction or fail due to their inherent electrical sensitivity and vulnerability to physical stress. It is the responsibility of the buyer, when utilizing TOSHIBA products, to observe standards of safety, and to avoid situations in which a malfunction or failure of a TOSHIBA product could cause loss of human life, bodily injury or damage to property. In developing your designs, please ensure that TOSHIBA products are used within specified operating ranges as set forth in the most recent products specifications. Also, please keep in mind the precautions and conditions set forth in the TOSHIBA Semiconductor Reliability Handbook.

● Gallium arsenide (GaAs) is a substance used in the products described in this document. GaAs dust and fumes are toxic. Do not break, cut or pulverize the product, or use chemicals to dissolve them. When disposing of the products, follow the appropriate regulations. Do not dispose of the products with other industrial waste or with domestic garbage.

● The products described in this document are subject to foreign exchange and foreign trade control laws.

● The information contained herein is presented only as a guide for the applications of our products. No responsibility is assumed by TOSHIBA CORPORATION for any infringements of intellectual property or other rights of the third parties which may result from its use. No license is granted by implication or otherwise under any intellectual property or other rights of TOSHIBA CORPORATION or others.

● The information contained herein is subject to change without notice.



OUTLINE DRAWINGS

Unit in mm

<p>TLP1201A () : REFERENCE VALUE</p>	<p>TLP1201A (C1) () : REFERENCE VALUE</p>
<p>JEDEC —</p>	<p>JEDEC —</p>
<p>EIAJ —</p>	<p>EIAJ —</p>
<p>TOSHIBA 11-14C5</p>	<p>TOSHIBA 11-14C6</p>
<p>TLP1201A (C2) () : REFERENCE VALUE</p>	<p>Weight : 2.6g (typ.)</p> <p>PIN CONNECTION</p>
<p>JEDEC —</p>	
<p>EIAJ —</p>	
<p>TOSHIBA 11-14C7</p>	

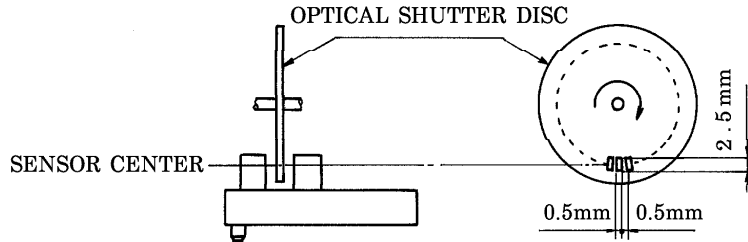
RECOMMENDED OPERATING CONDITIONS

CHARACTERISTIC	SYMBOL	MIN.	TYP.	MAX.	UNIT
Supply Voltage	V _{CC}	4.5	5.0	5.5	V
Output Voltage	V _O	—	5	17	V
Low Level Output Current	I _{OL}	—	—	16	mA
Operating Temperature	T _{opr}	-25	—	75	°C

OPTO-ELECTRICAL CHARACTERISTICS (Unless Otherwise Specified, Ta = -25~75°C, V_{CC} = 5V ± 10%)

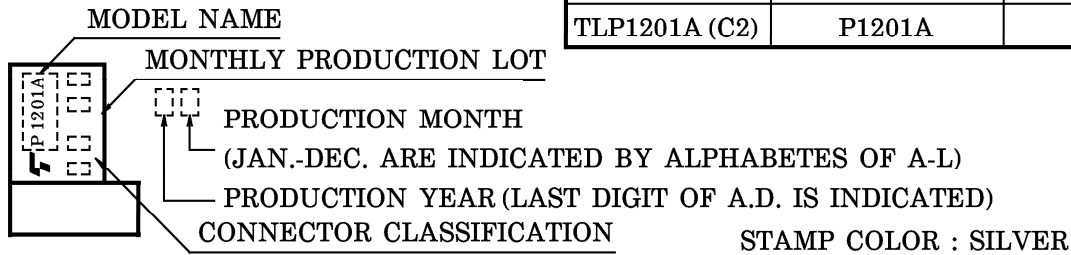
CHARACTERISTIC	SYMBOL	TEST CONDITION	MIN.	TYP.	MAX.	UNIT
Supply Voltage	V _{CC}	—	4.5	5.0	5.5	V
Supply Current	High Level	I _{CCH} Shutter In	—	—	17.5	mA
	Low Level	I _{CCL} Without Shutter	—	—	17.5	
Output Voltage	High level	V _{OH} Shutter In, R _L = 47kΩ	0.9V _{CC}	—	—	V
	Low level	V _{OL} Without Shutter, I _{OL} = 16mA, Ta = 25°C	—	0.07	0.35	
			Without Shutter, I _{OL} = 16mA	—	—	
Peak Emission Wavelength	λ _P	Ta = 25°C, LED Side	—	940	—	nm
Peak Sensitivity Wavelength	λ _P	Ta = 25°C, Photo IC Side	—	900	—	nm
Response Frequency	f	Ta = 25°C, R _L = 47kΩ (Note)	3000	—	—	Hz
Rise Time	t _r		—	8	—	μs
Fall Time	t _f		—	0.03	—	

(Note) A value measured when the disc shown in the following figure was rotated. No DC current should be output.



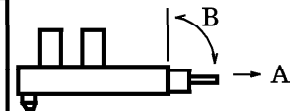
PRODUCT INDICATION

TYPE	ABBREVIATION	CONNECTOR CLASSIFICATION
TLP1201A	P1201A	NO INDICATED
TLP1201A (C1)	P1201A	C1
TLP1201A (C2)	P1201A	C2



TERMINAL STRENGTH (Ta = 25°C)

CHARACTERISTIC	TEST CONDITION		LIMIT
	DIRECTION		
PULL	DIRECTION	A	NO DEFECT OF ELECTRICAL CHARACTERISTICS
	WEIGHT	19.6N	
	TIME	5s / ONCE	
BEND	DIRECTION	B	
	WEIGHT	9.8N	
	TIME	5s / THRICE	



PRECAUTION

Please be careful of the followings.

1. During 100 μ s after turning on V_{CC}, output voltage changes for stabilizing the inner circuit.
2. When installing, avoid to work by holding the connector by hand. Always, install by holding the main body of the element while assuring the mounting board is not warped or twisted. The connectors shall be inserted or pulled out at normal temperature.
3. Screw shall be tightened to clamping torque of 0.59N·m.
4. The container is made of polycarbonate. Polycarbonate is usually stable with acid, alcohol, and aliphatic hydrocarbons however, with peroxochemicals (such as benzene, toluene, and acetone), alkali, aromatic hydrocarbons, or chloric hydrocarbons, polycarbonate becomes cracked, swollen, or melted. Please take care when choosing a packaging material by referencing the table below.

<Chemicals to avoid with polycarbonate>

	PHENOMENON	CHEMICALS
A	Little deterioration but staining	<ul style="list-style-type: none"> • nitric acid (low concentration), hydrogen peroxide, chlorine
B	Cracked, crazed, or swollen	<ul style="list-style-type: none"> • acetic acid (70% or more) • gasoline • methyl ethyl ketone, ethyl acetate, butyl acetate • ethyl methacrylate, ethyl ether, MEK • acetone, m-amino alcohol, carbon tetrachloride • carbon disulfide, trichloroethylene, cresol • thinners, oil of turpentine • triethanolamine, TCP, TBP
C	Melted { } : Used as solvent.	<ul style="list-style-type: none"> • concentrated sulfuric acid • benzene • styrene, acrylonitrile, vinyl acetate • ethylenediamine, diethylenediamine • {chloroform, methyl chloride, tetrachloromethane, dioxane, } • {1, 2-dichloroethane }
D	Decomposed	<ul style="list-style-type: none"> • ammonia water • other alkali

RECOMMENDABLE MATCHED CONNECTOR
TLP1201A

AMP (Japan), Ltd. made EI series connector (Standard type)

HOUSING	NATURAL COLOR	BLACK	BLUE	GREEN	RED
		171822-3	2-171822-3	4-171822-3	6-171822-3
TERMINAL	TYPE No.	PRODUCT FORM	MATERIAL	AWG SIZE	INSULATION DIAMETER
	170204-1	LOOSEN	BRASS	AWG20~26	1.1~1.9mm
	170204-2		PHOSPHOR BRONZE		
	170262-1	LINKED	BRASS		
	170262-2		PHOSPHOR BRONZE		
	170205-1	LOOSEN	BRASS	AWG26~30	1.0~1.4mm
	170205-2		PHOSPHOR BRONZE		
	170263-1	LINKED	BRASS		
	170263-2		PHOSPHOR BRONZE		

AMP (Japan), Ltd. made EI series connector (Low profile type)

HOUSING	NATURAL COLOR	BLACK	BLUE	GREEN	RED
		172142-3	2-172142-3	4-172142-3	6-172142-3
TERMINAL	TYPE No.	PRODUCT FORM	MATERIAL	AWG SIZE	INSULATION DIAMETER
	170369-1	LOOSEN	PHOSPHOR BRONZE	AWG22~26	1.1~1.9mm
	170354-1	LINKED			
	170370-1	LOOSEN		AWG26~30	1.0~1.5mm
	170355-1	LINKED			

TLP1201A (C1)

Molex Japan Co., Ltd. made connector (Low profile type)

HOUSING	5264-03				
TERMINAL	TYPE No.	PRODUCT FORM	MATERIAL	AWG SIZE	INSULATION DIAMETER
	5263PBTL	LOOSEN	PHOSPHOR BRONZE	AWG22~28	1.9mm MAX.
	5263PBT	LINKED			

TLP1201A (C2)

Japan solderless terminal MFG. made NH connector

HOUSING	H3P-SHF-AA				
TERMINAL	TYPE No.	PRODUCT FORM	MATERIAL	AWG SIZE	INSULATION DIAMETER
	SHF-001T-0.8SS	LOOSEN	BRASS	AWG22~26	1.3~1.7mm
	SHF-001T-0.8BS		PHOSPHOR BRONZE		
	SHF-002T-0.8SS		BRASS	AWG28~30	1.0~1.2mm
	SHF-002T-0.8BS		PHOSPHOR BRONZE		

For details of the connectors, please refer to the connector maker.

