

# 2SC5207A

Silicon NPN Triple Diffused Planar

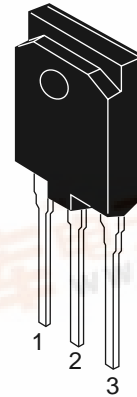
## Application

Character display horizontal deflection output

## Features

- High speed switching  
 $t_f = 0.2 \mu\text{sec}(\text{typ})$
- Wide drive current capability

TO-3PFM (N)



1. Base
2. Collector
3. Emitter

## Absolute Maximum Ratings ( $T_a = 25^\circ\text{C}$ )

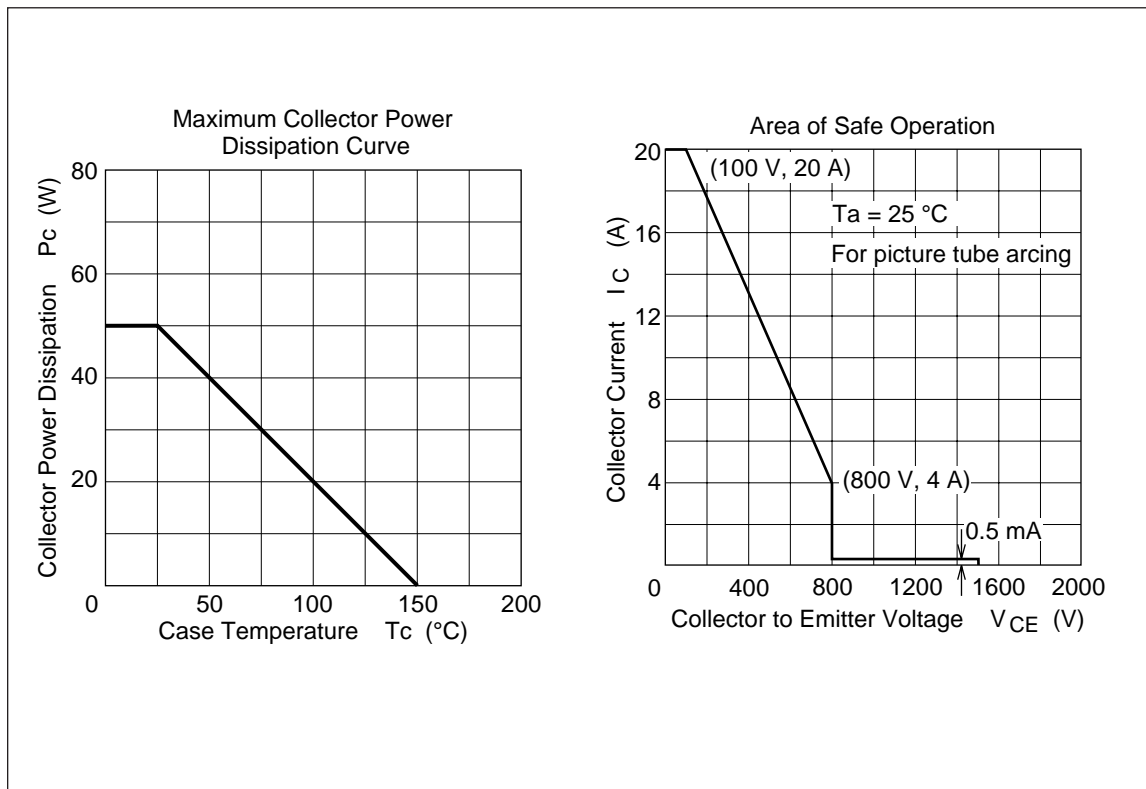
Item	Symbol	Ratings	Unit
Collector to base voltage	$V_{CBO}$	1500	V
Collector to emitter voltage	$V_{CEO}$	800	V
Emitter to base voltage	$V_{EBO}$	6	V
Collector current	$I_C$	10	A
Collector surge current	$i_c(\text{surge})$	20	A
Collector power dissipation	$P_C^{*1}$	50	W
Junction temperature	$T_j$	150	$^\circ\text{C}$
Storage temperature	$T_{\text{stg}}$	-55 to +150	$^\circ\text{C}$

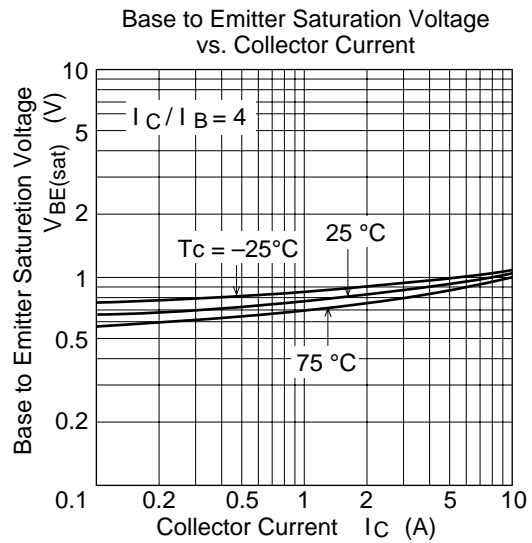
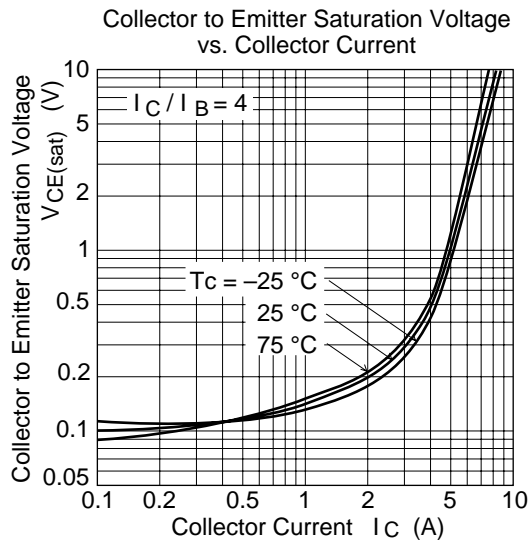
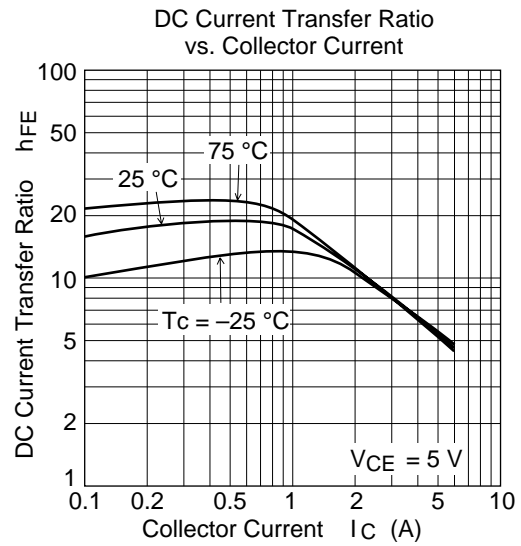
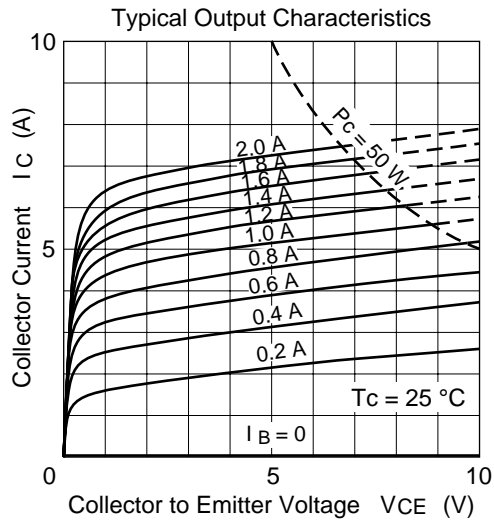
Note: 1. Value at  $T_c = 25^\circ\text{C}$

## 2SC5207A

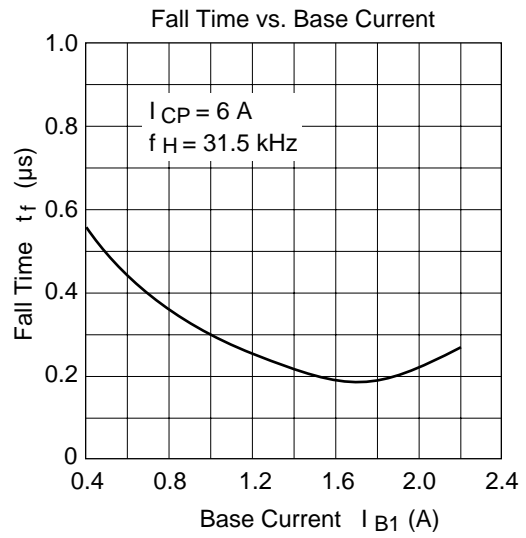
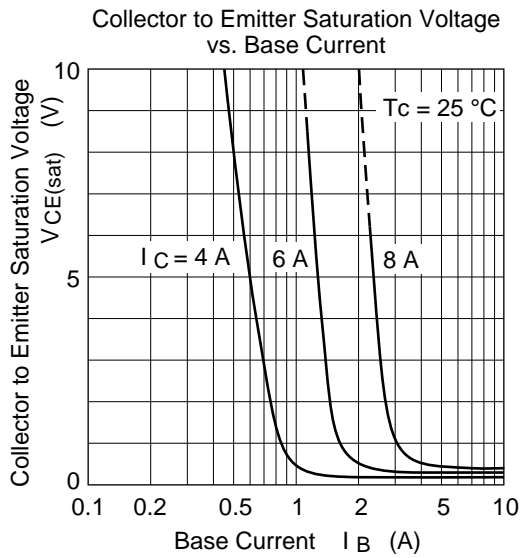
### Electrical Characteristics (Ta = 25°C)

Item	Symbol	Min	Typ	Max	Unit	Test conditions
Collector to emitter breakdown voltage	$V_{(BR)CEO}$	800	—	—	V	$I_C = 10 \text{ mA}$ , $R_{BE} = \infty$
Emitter to base breakdown voltage	$V_{(BR)EBO}$	6	—	—	V	$I_E = 10 \text{ mA}$ , $I_C = 0$
Collector cutoff current	$I_{CES}$	—	—	500	$\mu\text{A}$	$V_{CE} = 1500 \text{ V}$ , $R_{BE} = 0$
DC current transfer ratio	$h_{FE1}$	8	—	30		$V_{CE} = 5 \text{ V}$ , $I_C = 1 \text{ A}$
DC current transfer ratio	$h_{FE2}$	4	—	7		$V_{CE} = 5 \text{ V}$ , $I_C = 5 \text{ A}$
Collector to emitter saturation voltage	$V_{CE(sat)}$	—	—	5	V	$I_C = 6 \text{ A}$ , $I_B = 1.6 \text{ A}$
Base to emitter saturation voltage	$V_{BE(sat)}$	—	—	1.5	V	$I_C = 6 \text{ A}$ , $I_B = 1.6 \text{ A}$
Fall time	$t_f$	—	0.2	0.4	$\mu\text{sec}$	$I_{CP} = 6 \text{ A}$ , $I_{B1} = 1.5 \text{ A}$ , $f_H = 31.5 \text{ kHz}$





# 2SC5207A



## Package Outline

