

2SK2586

Silicon N Channel MOS FET

Application

High speed power switching

Features

- Low on-resistance
 $R_{DS(on)} = 7\text{ m}\Omega$ typ.
- High speed switching
- 4 V gate drive device can be driven from 5 V souece

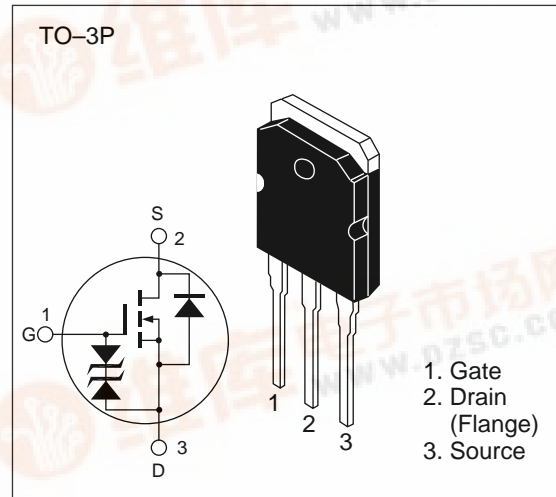


Table 1 Absolute Maximum Ratings (Ta = 25°C)

Item	Symbol	Ratings	Unit
Drain to source voltage	V_{DSS}	60	V
Gate to source voltage	V_{GSS}	± 20	V
Drain current	I_D^{**}	60	A
Drain peak current	$I_{D(pulse)}^*$	240	A
Body-drain diode reverse drain current	I_{DR}^{**}	60	A
Avalanche current	I_{AP}^{***}	45	A
Avalanche energy	E_{AR}^{***}	174	mJ
Channel dissipation	P_{ch}^{**}	125	W
Channel temperature	T_{ch}	150	°C
Storage temperature	T_{stg}	-55 to +150	°C

* $PW \leq 10\ \mu s$, duty cycle $\leq 1\%$

** Value at $T_c = 25^\circ C$

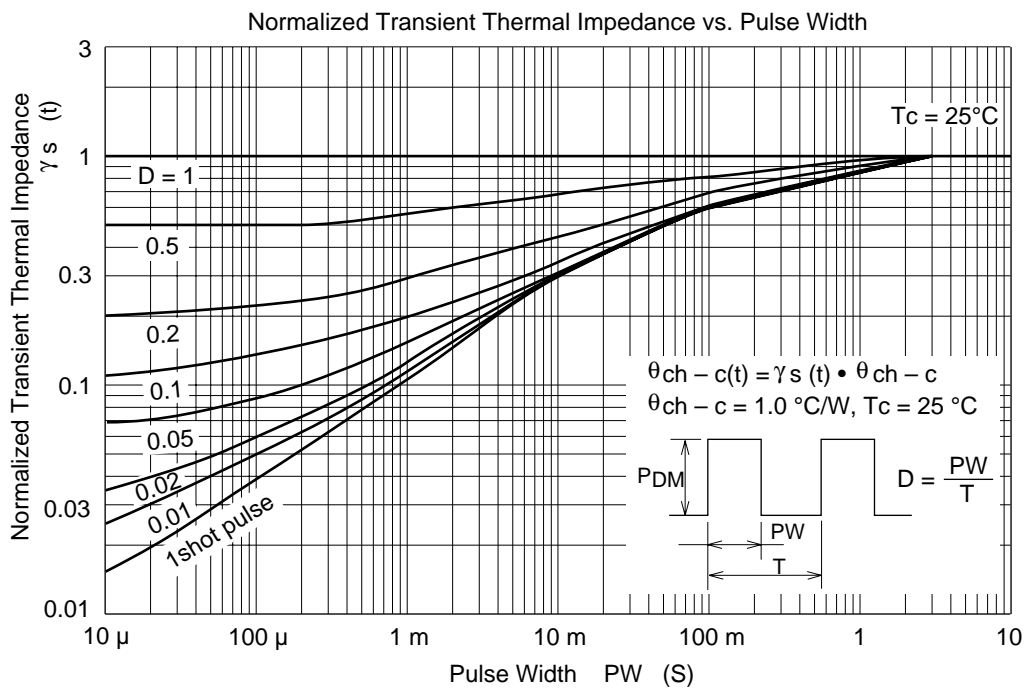
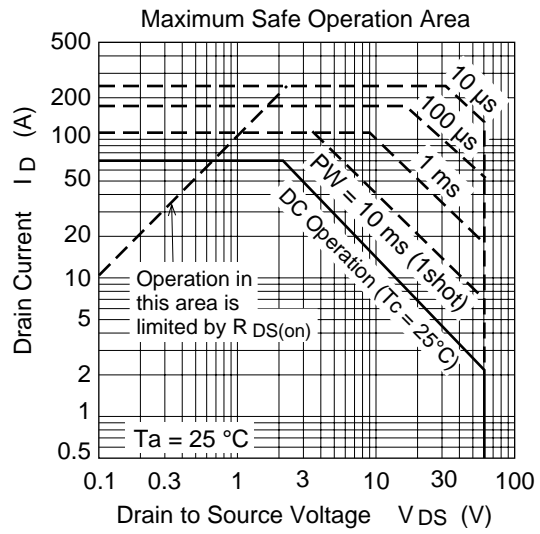
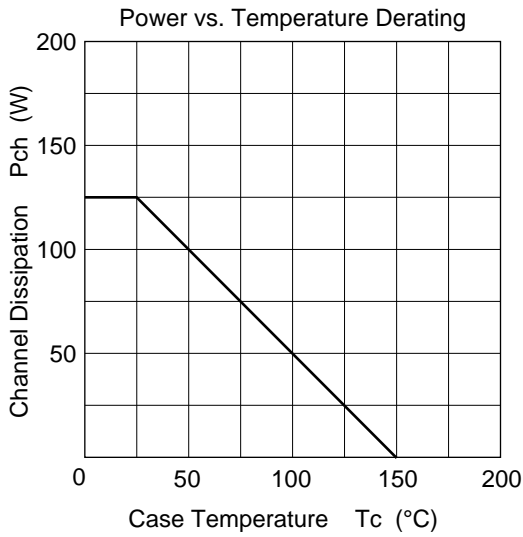
*** Value at $T_{ch} = 25^\circ C$, $R_g \geq 50\ \Omega$

Table 2 Electrical Characteristics ($T_a = 25^\circ\text{C}$)

Item	Symbol	Min	Typ	Max	Unit	Test conditions
Drain to source breakdown voltage	$V_{(BR)DSS}$	60	—	—	V	$I_D = 10\text{ mA}$, $V_{GS} = 0$
Gate to source breakdown voltage	$V_{(BR)GSS}$	± 20	—	—	V	$I_G = \pm 100\ \mu\text{A}$, $V_{DS} = 0$
Gate to source leak current	I_{GSS}	—	—	± 10	μA	$V_{GS} = \pm 16\text{ V}$, $V_{DS} = 0$
Zero gate voltage drain current	I_{DSS}	—	—	100	μA	$V_{DS} = 60\text{ V}$, $V_{GS} = 0$
Gate to source cutoff voltage	$V_{GS(off)}$	1.0	—	2.0	V	$I_D = 1\text{ mA}$, $V_{DS} = 10\text{ V}$
Static drain to source on state resistance	$R_{DS(on)}$	—	7	10	$\text{m}\Omega$	$I_D = 30\text{ A}$ $V_{GS} = 10\text{ V}^*$
		—	10	16	$\text{m}\Omega$	$I_D = 30\text{ A}$ $V_{GS} = 4\text{ V}^*$
Forward transfer admittance	$ y_{fs} $	35	60	—	S	$I_D = 30\text{ A}$ $V_{DS} = 10\text{ V}^*$
Input capacitance	C_{iss}	—	3550	—	pF	$V_{DS} = 10\text{ V}$
Output capacitance	C_{oss}	—	1760	—	pF	$V_{GS} = 0$
Reverse transfer capacitance	C_{rss}	—	500	—	pF	$f = 1\text{ MHz}$
Turn-on delay time	$t_{d(on)}$	—	35	—	ns	$I_D = 30\text{ A}$
Rise time	t_r	—	260	—	ns	$V_{GS} = 10\text{ V}$
Turn-off delay time	$t_{d(off)}$	—	480	—	ns	$R_L = 1.0\ \Omega$
Fall time	t_f	—	370	—	ns	
Body-drain diode forward voltage	V_{DF}	—	0.94	—	V	$I_F = 60\text{ A}$, $V_{GS} = 0$
Body-drain diode reverse recovery time	t_{rr}	—	140	—	ns	$I_F = 60\text{ A}$, $V_{GS} = 0$ $di_F / dt = 50\text{ A} / \mu\text{s}$

* Pulse Test

■ See characteristic curves of 2SK2529.



Package Dimensions

Unit : mm

