



Surface Mount Quadrature Decoder/Counter Interface ICs

Technical Data

HCTL-2016 #PLC
HCTL-2020 #PLC

Features

- 20 Pin PLCC Surface Mount Package
- All Features of the HCTL-2016 and HCTL-2020 PDIP

Description

The HCTL-2016 #PLC and HCTL-2020 #PLC are quadrature decoder/counter interface ICs in a 20 pin PLCC (plastic leaded chip carrier) surface mount package. These CMOS ICs interface incremental encoders to microprocessors by performing the quadrature decoder, counter, and bus transfer functions.

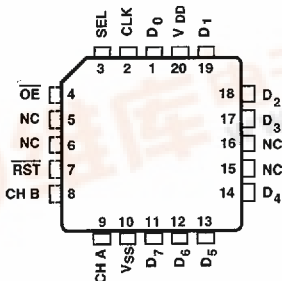
The HCTL-2016 #PLC and HCTL-2020 #PLC have all of the same features, functions, and operating characteristics as the HCTL-2016 and HCTL-2020 PDIP (plastic dual-in-line package).

Applications

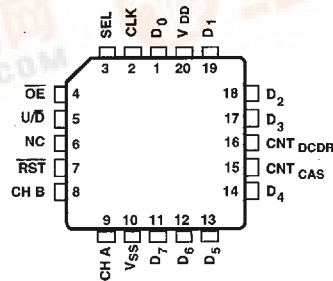
Typical applications include interfacing incremental encoders to microprocessors and interfacing digital potentiometers to digital data input buses.

For further information on the operation and function of the HCTL-2016 #PLC and 2020 #PLC, please refer to the HCTL-2000/HCTL-2016/HCTL-2020 data sheet.

Pinouts



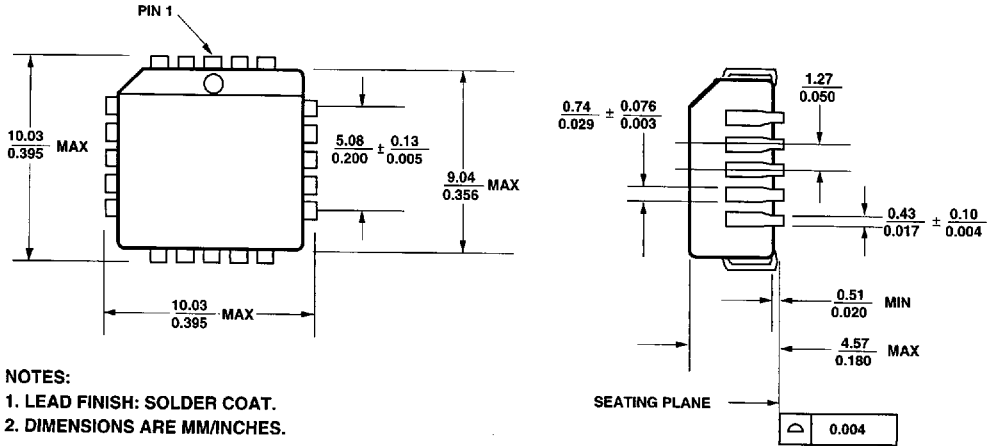
HCTL-2016 #PLC



HCTL-2020 #PLC



Package Dimensions



20 PIN PLASTIC LEADED CHIP CARRIER PACKAGE

Devices

Part No.	Description
HCTL-2016 #PLC	16-bit counter; 14 MHz clock operation; 20 pin PLCC surface mount package.
HCTL-2020 #PLC	All features of HCTL-2016 #PLC plus quadrature decoder output signals and cascade output signals.