查询2SC3142供应商 捷多邦，专业PCB打样工厂，24小时加急出货

Ordering number:EN1066A

NPN Epitaxial Planar Silicon Transistor

2SC3142

High-Frequency General-Purpose Amplifier Applications

Features

- FBET series.
- Compact package enabling compactness of sets.
- High f_T and small c_{re} (f_T=750MHz typ, c_{re}=0.6 typ).

Package Dimensions

unit:mm

2018A

[2SC3142]

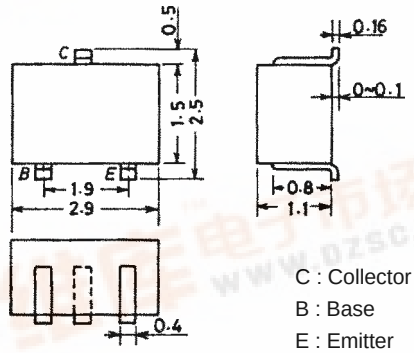

C : Collector
B : Base
E : Emitter
SANYO : CP

Specifications

Absolute Maximum Ratings at Ta = 25˚C

Parameter	Symbol	Conditions	Ratings	Unit
Collector-to-Base Voltage	V_{CBO}		25	V
Collector-to-Emitter Voltage	V_{CEO}		20	V
Emitter-to-Base Voltage	V_{EBO}		3	V
Collector Current	I_C		30	mA
Collector Dissipation	P_C		150	mW
Junction Temperature	Tj		125	˚C
Storage Temperature	Tstg		–40 to +125	˚C

Electrical Characteristics at Ta = 25˚C

Parameter	Symbol	Conditions	Ratings			Unit
			min	typ	max	
Collector Cutoff Current	I_{CBO}	V_{CB}=10V, I_E=0			0.1	µA
Emitter Cutoff Current	I_{EBO}	V_{EB}=3V, I_C=0			0.1	µA
DC Current Gain	h_{FE}	V_{CE}=6V, I_C=1mA	40*		180*	
Gain-Bandwidth Product	f_T	V_{CE}=6V, I_C=4mA	450	750		MHz
Feedback Capacitance	C_{re}	V_{CB}=6V, f=1MHz		0.6	0.9	pF
Base-to-Collector Time Constant	$r_{bb}'C_C$	V_{CE}=6V, I_C=1mA, f=31.9MHz			19	ps
Noise Figure	NF	V_{CE}=6V, I_C=1mA, f=100MHz		2.2		dB
Power Gain	PG	V_{CE}=6V, I_C=1mA, f=100MHz		28		dB

* : The 2SC3142 are classified as follows according to h_{FE} at 1mA :

40	2	80	60	3	120	90	4	180

(Note) Marking : J
h_{FE} rank : 2, 3, 4

■ Any and all SANYO products described or contained herein do not have specifications that can handle applications that require extremely high levels of reliability, such as life-support systems, aircraft's control systems, or other applications whose failure can be reasonably expected to result in serious physical and/or material damage. Consult with your SANYO representative nearest you before using any SANYO products described or contained herein in such applications.

■ SANYO assumes no responsibility for equipment failures that result from using products at values that exceed, even momentarily, rated values (such as maximum ratings, operating condition ranges,or other parameters) listed in products specifications of any and all SANYO products described or contained herein.

SANYO Electric Co.,Ltd. Semiconductor Bussiness Headquaters
TOKYO OFFICE Tokyo Bldg., 1-10, 1 Chome, Ueno, Taito-ku, TOKYO, 110-8534 JAPAN

找PDF 维库一下 pdf.dzsc.com

NF, PG Test Circuit

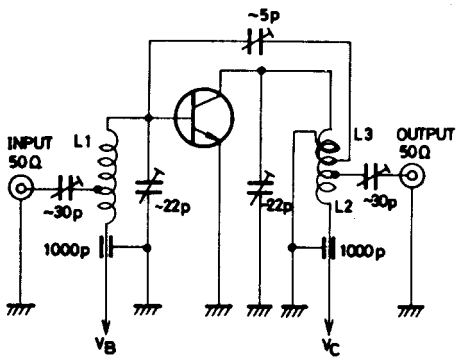

L1 : 1mmø plated wire 10mmø 5T, pitch 15mm, tap : 2T from base.
L2 : 1mmø plated wire 10mmø 7T, pitch 10mm, tap : 2T from V_C.
L3 : 1mmø enameled wire 10mmø 3T, pitch 10mm.

Unit (capacitance : F)

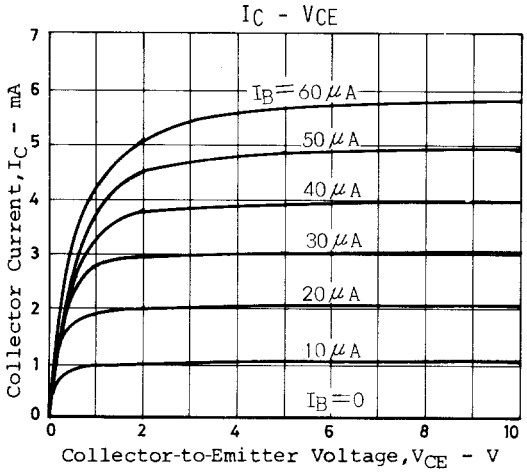

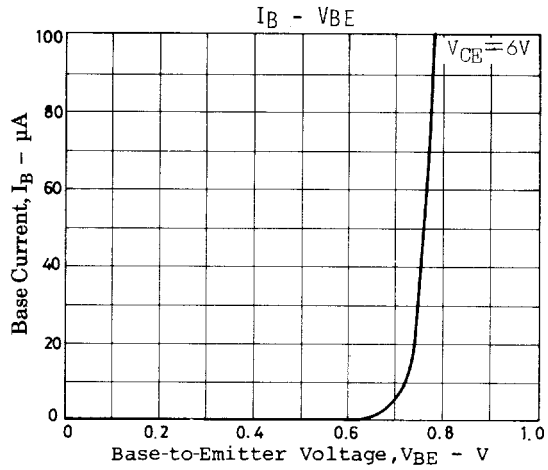

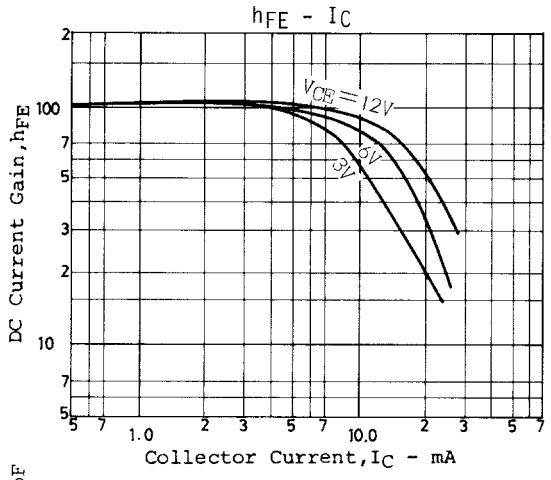

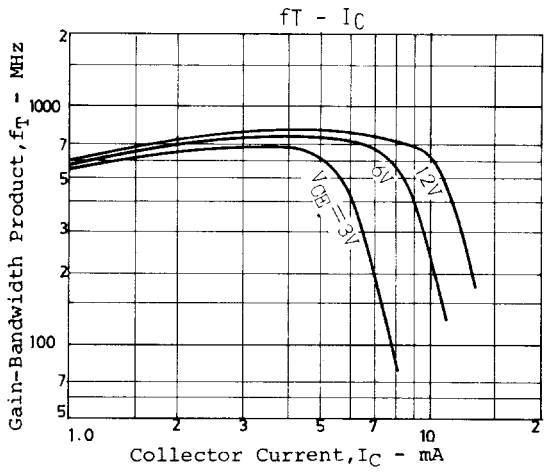

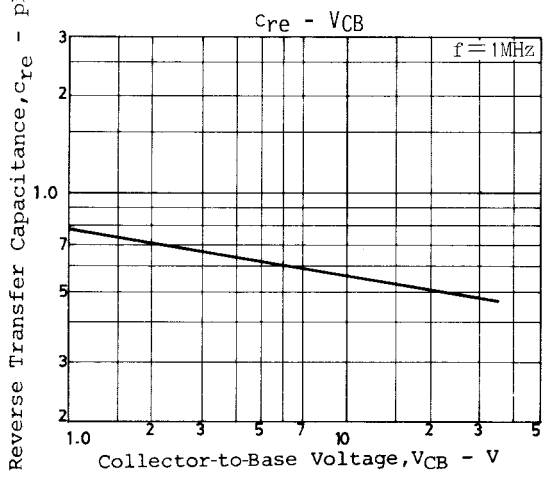

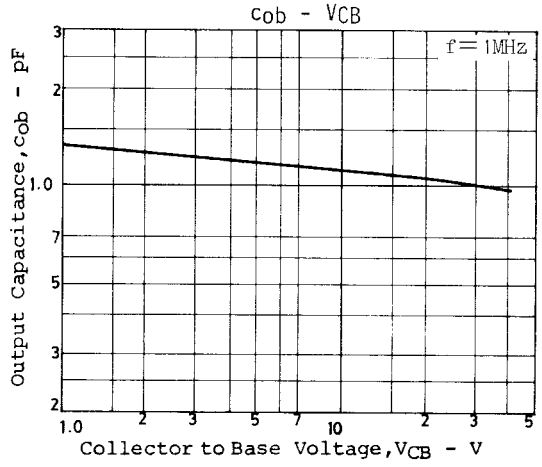

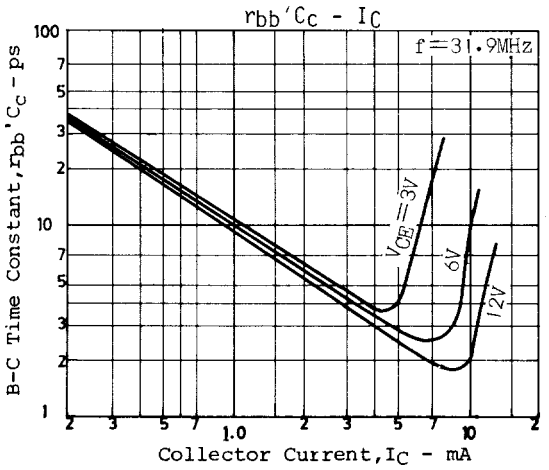
rbb'Cc - IC
f=31.9MHz
VCB=3V
6V
12V
B-C Time Constant, rbb'Cc - ps
Collector Current, IC - mA

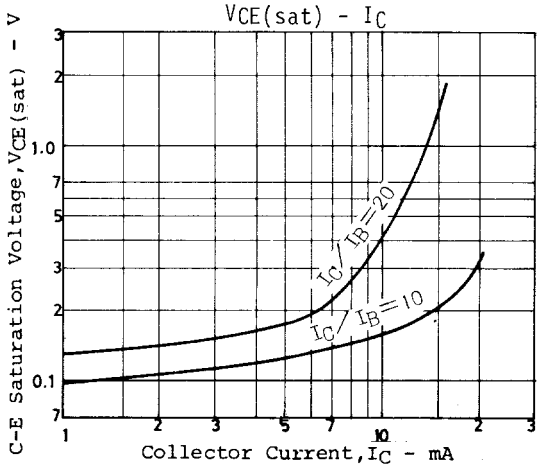
VCE(sat) - IC
IC/IB=20
IC/IB=10
C-E Saturation Voltage, VCE(sat) - V
Collector Current, IC - mA

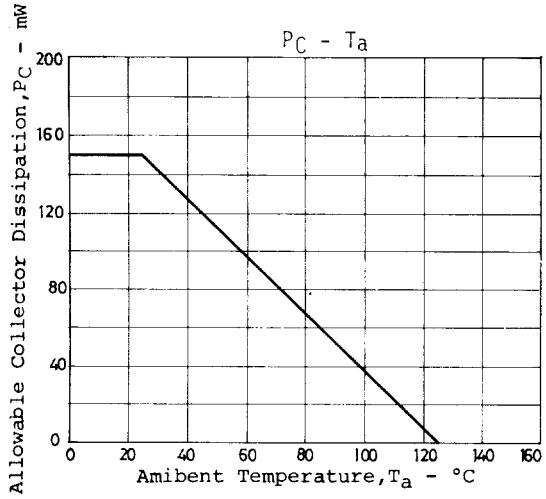
PC - Ta
Allowable Collector Dissipation, PC - mW
Amibent Temperature, Ta - °C

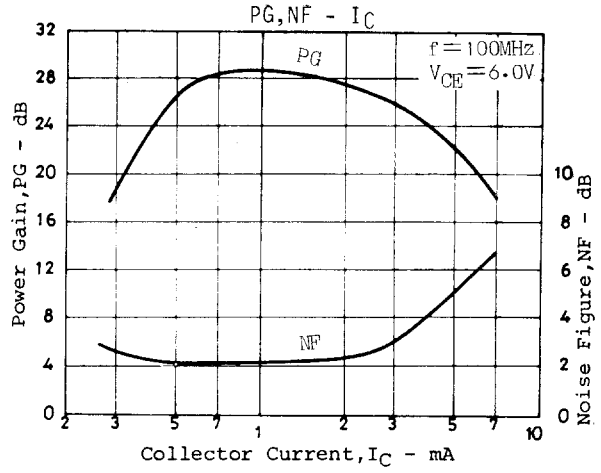
PG, NF - IC
f=100MHz
VCE=6.0V
PG
NF
Power Gain, PG - dB
Noise Figure, NF - dB
Collector Current, IC - mA

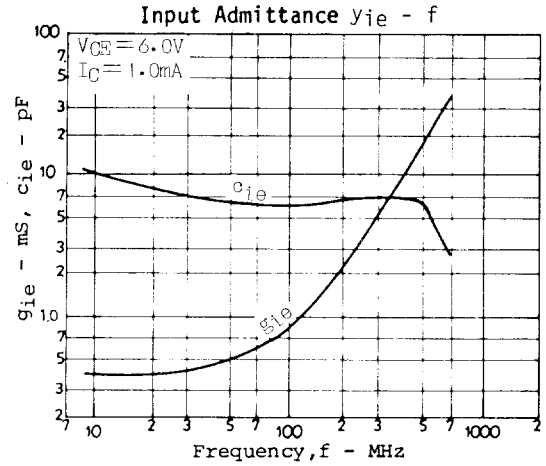
Input Admittance yie - f
VCE=6.0V
IC=1.0mA
cie
gie
gie - mS, cie - pF
Frequency, f - MHz

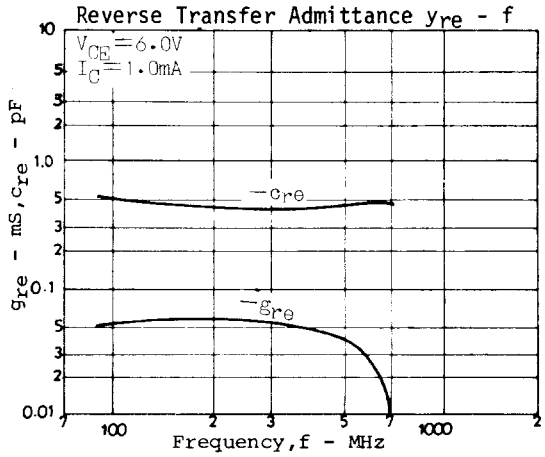
Reverse Transfer Admittance yre - f
VCE=6.0V
IC=1.0mA
-cre
-gre
gre - mS, cre - pF
Frequency, f - MHz

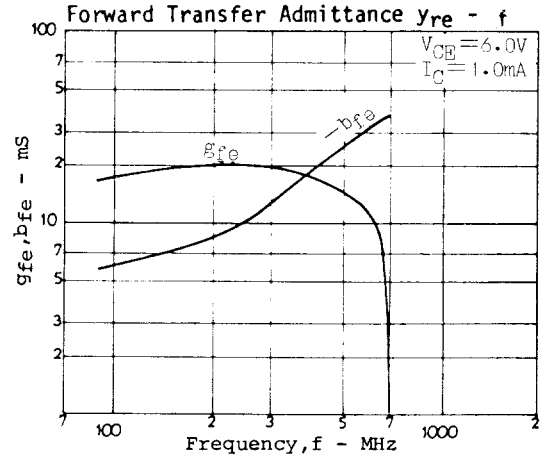
Forward Transfer Admittance yre - f
VCE=6.0V
IC=1.0mA
gfe
-bfe
gfe, bfe - mS
Frequency, f - MHz

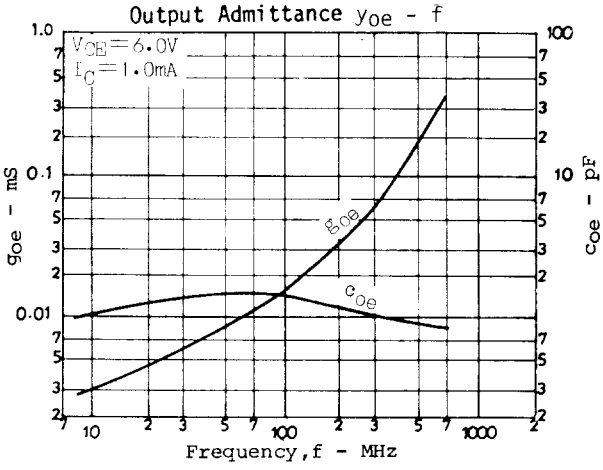
Output Admittance yoe - f
VCE=6.0V
IC=1.0mA
goe
coe
goe - mS
coe - pF
Frequency, f - MHz

Input Admittance y_{ie} - I_C

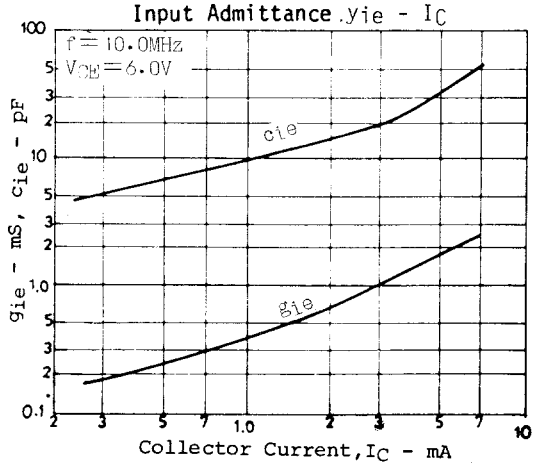

Output Admittance y_{oe} - I_C

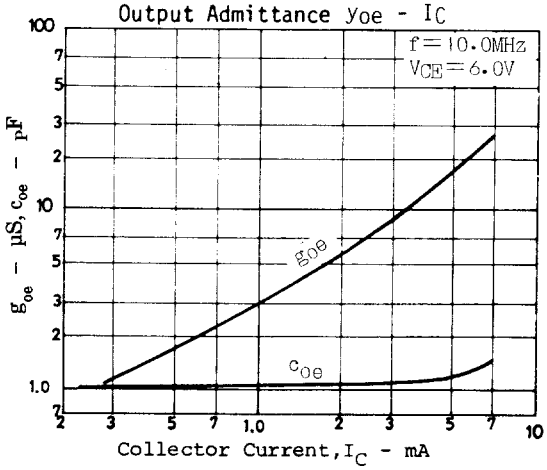

Input Admittance y_{ie} - V_{CE}

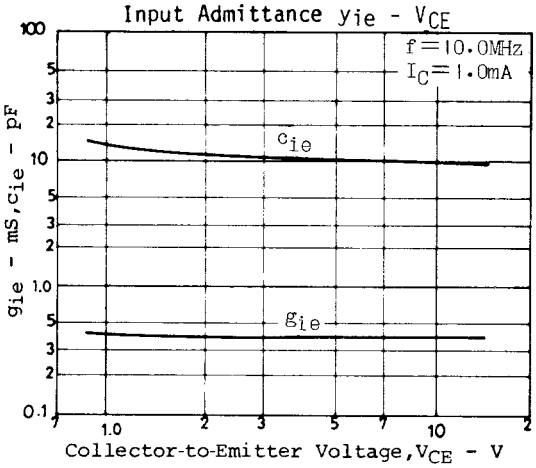

Output Admittance y_{oe} - V_{CE}

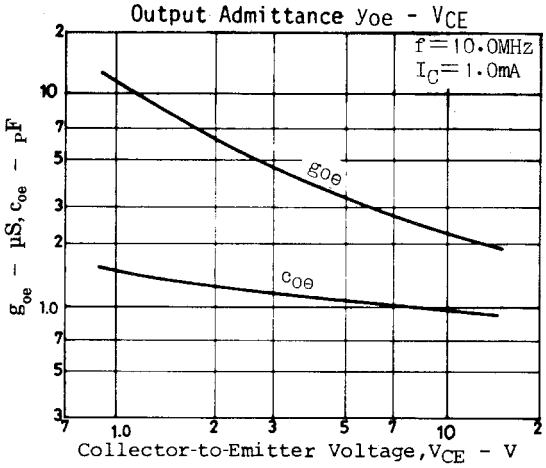

Input Admittance y_{ie} - I_C

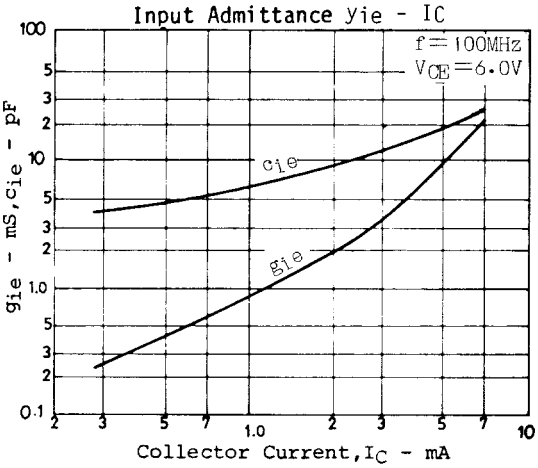

Reverse Transfer Admittance y_{re} - I_C

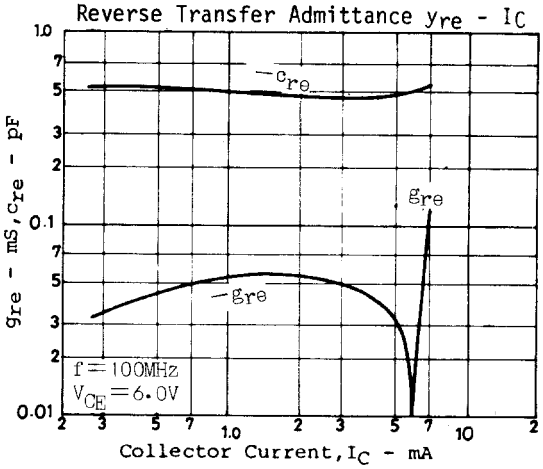

Forward Transfer Admittance y_{fe} - I_C

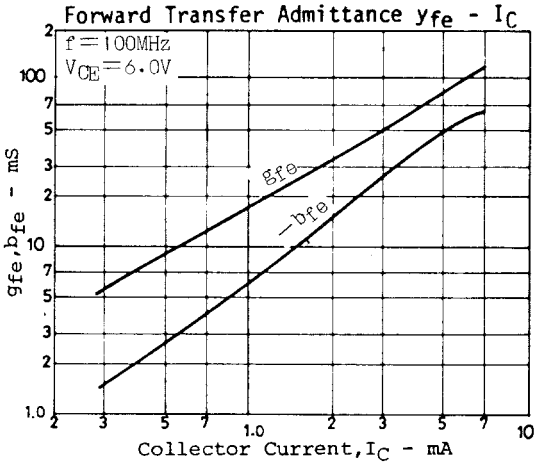

Output Admittance y_{oe} - I_C

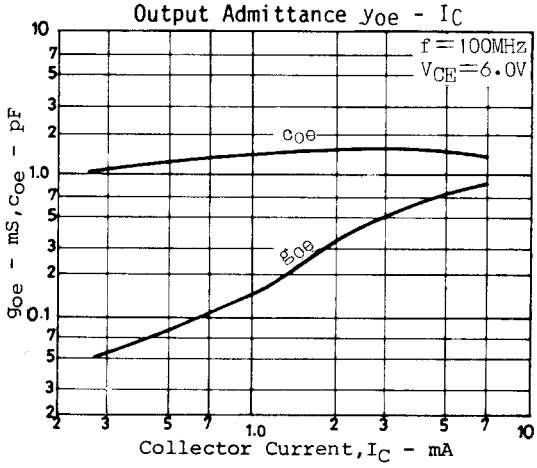

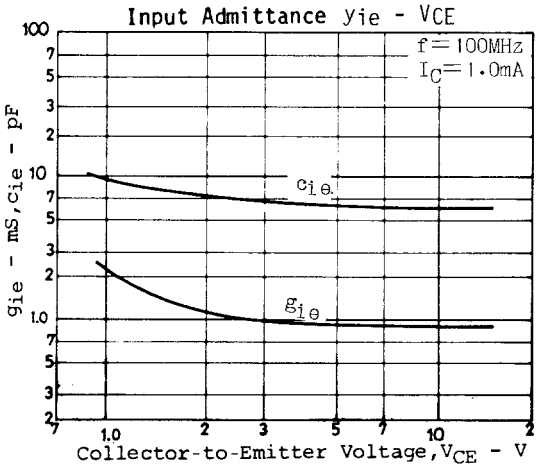

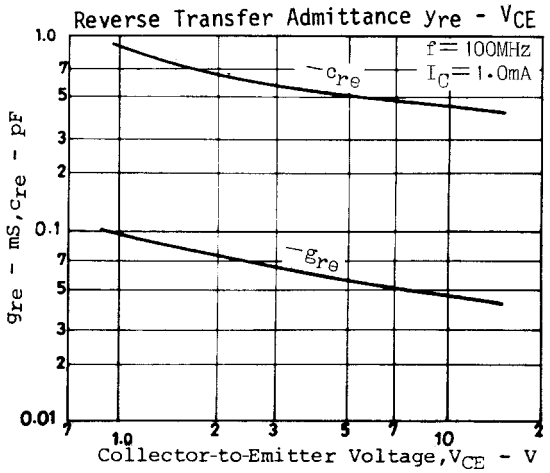

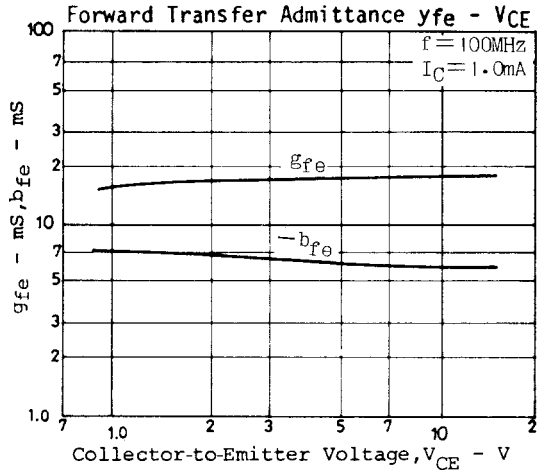

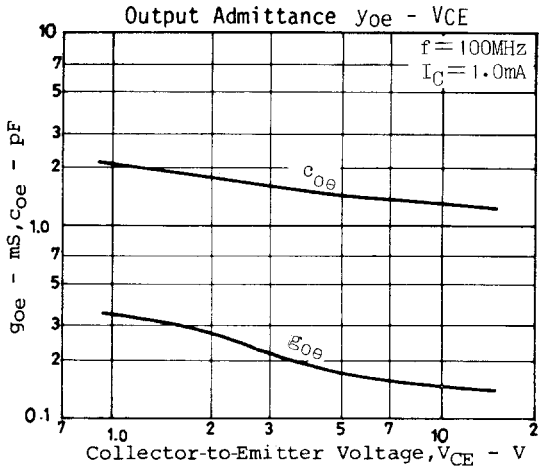

- Specifications of any and all SANYO products described or contained herein stipulate the performance, characteristics, and functions of the described products in the independent state, and are not guarantees of the performance, characteristics, and functions of the described products as mounted in the customer's products or equipment. To verify symptoms and states that cannot be evaluated in an independent device, the customer should always evaluate and test devices mounted in the customer's products or equipment.
- SANYO Electric Co., Ltd. strives to supply high-quality high-reliability products. However, any and all semiconductor products fail with some probability. It is possible that these probabilistic failures could give rise to accidents or events that could endanger human lives, that could give rise to smoke or fire, or that could cause damage to other property. When designing equipment, adopt safety measures so that these kinds of accidents or events cannot occur. Such measures include but are not limited to protective circuits and error prevention circuits for safe design, redundant design, and structural design.
- In the event that any or all SANYO products(including technical data,services) described or contained herein are controlled under any of applicable local export control laws and regulations, such products must not be exported without obtaining the export license from the authorities concerned in accordance with the above law.
- No part of this publication may be reproduced or transmitted in any form or by any means, electronic or mechanical, including photocopying and recording, or any information storage or retrieval system, or otherwise, without the prior written permission of SANYO Electric Co., Ltd.
- Any and all information described or contained herein are subject to change without notice due to product/technology improvement, etc. When designing equipment, refer to the "Delivery Specification" for the SANYO product that you intend to use.
- Information (including circuit diagrams and circuit parameters) herein is for example only ; it is not guaranteed for volume production. SANYO believes information herein is accurate and reliable, but no guarantees are made or implied regarding its use or any infringements of intellectual property rights or other rights of third parties.

This catalog provides information as of October, 1998. Specifications and information herein are subject to change without notice.