

Ordering number : ENN6588



NPN Epitaxial Planar Silicon Transistor

# 2SC5645

## UHF to S Band Low-Noise Amplifier and OSC Applications

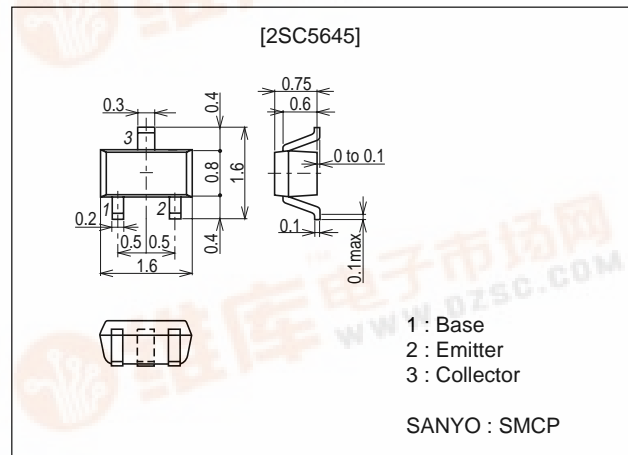
### Features

- Low noise : NF=1.5dB typ (f=2GHz).
- High cutoff frequency :  $f_T=10\text{GHz typ (VCE=1V)}$   
:  $f_T=12.5\text{GHz typ (VCE=3V)}$ .
- Low-voltage operating .
- High gain :  $|S_{21e}|^2=9.5\text{dB typ (f=2GHz)}$ .

### Package Dimensions

unit : mm

2106A



### Specifications

Absolute Maximum Ratings at Ta=25°C

Parameter	Symbol	Conditions	Ratings	Unit
Collector-to-Base Voltage	V <sub>CB0</sub>		9	V
Collector-to-Emitter Voltage	V <sub>CEO</sub>		4	V
Emitter-to-Base Voltage	V <sub>EBO</sub>		2	V
Collector Current	I <sub>C</sub>		30	mA
Collector Dissipation	P <sub>C</sub>		100	mW
Junction Temperature	T <sub>J</sub>		150	°C
Storage Temperature	T <sub>stg</sub>		-55 to +150	°C

Electrical Characteristics at Ta=25°C

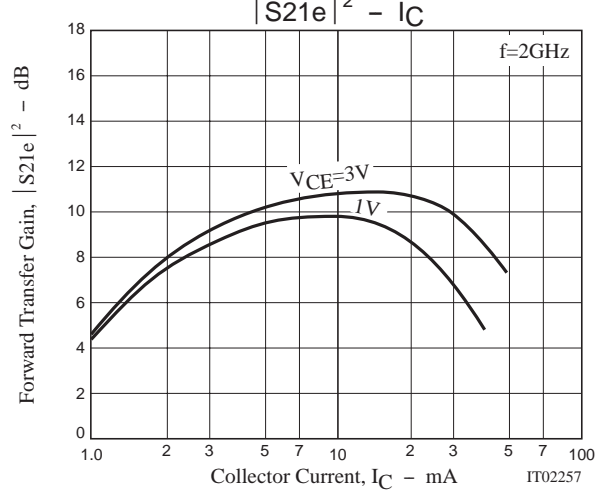
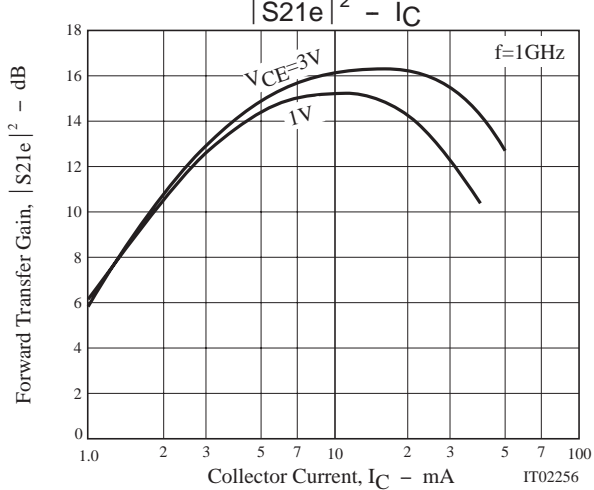
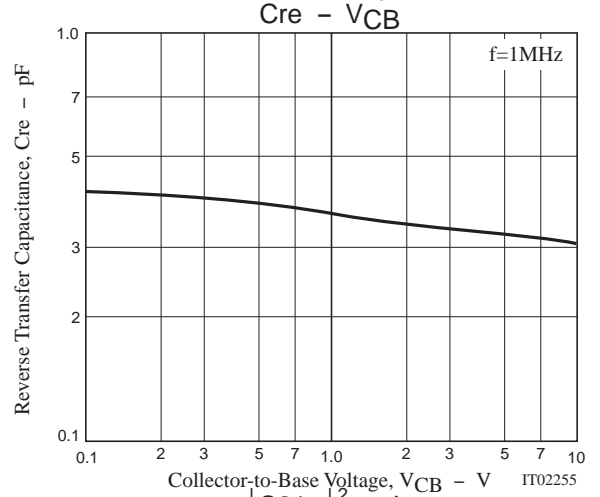
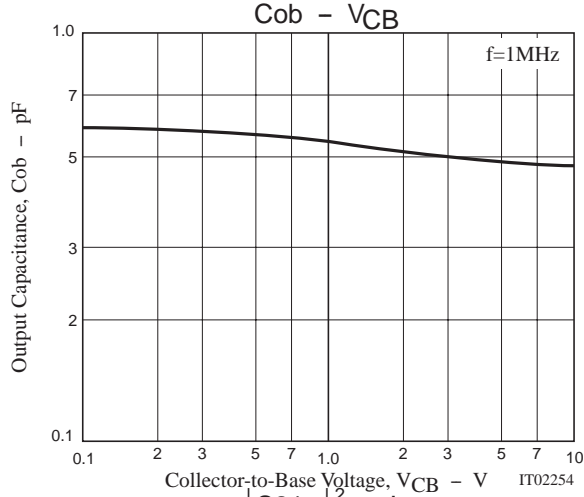
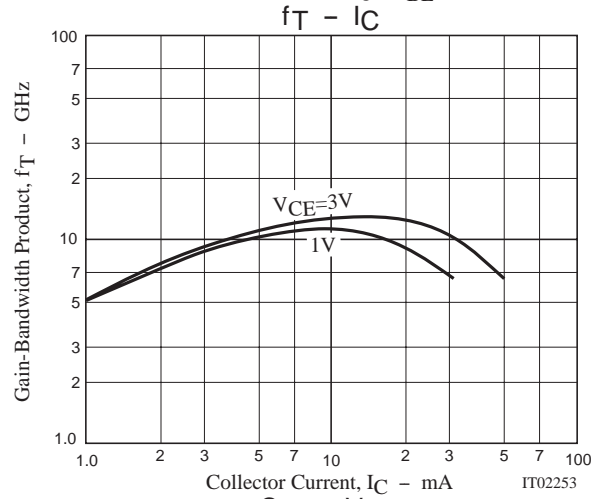
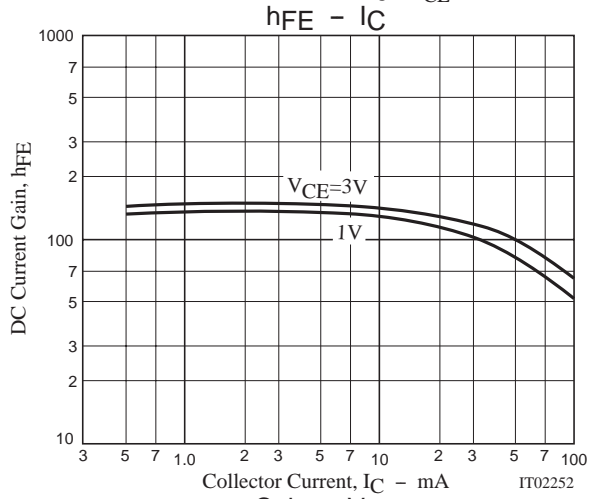
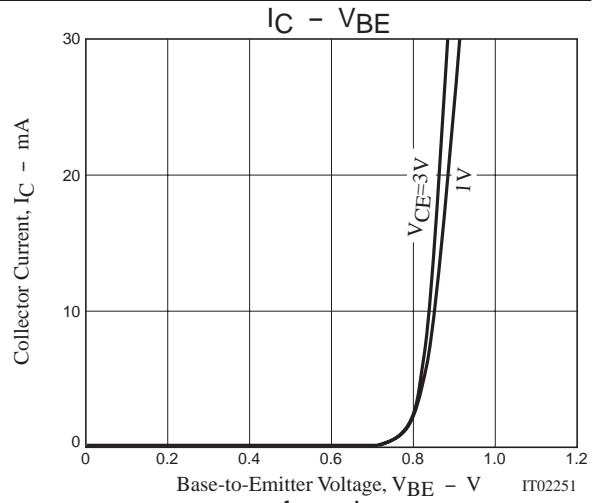
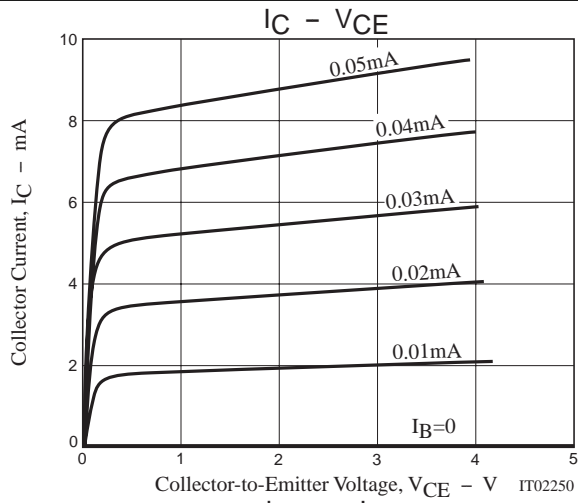
Parameter	Symbol	Conditions	Ratings			Unit
			min	typ	max	
Collector Cutoff Current	I <sub>CB0</sub>	V <sub>CB</sub> =5V, I <sub>E</sub> =0			1.0	μA
Emitter Cutoff Current	I <sub>EBO</sub>	V <sub>EB</sub> =1V, I <sub>C</sub> =0			10	μA
DC Current Gain	h <sub>FE</sub>	V <sub>CE</sub> =1V, I <sub>C</sub> =5mA	100		160	
Gain-Bandwidth Product	f <sub>T1</sub>	V <sub>CE</sub> =1V, I <sub>C</sub> =5mA	8	10		GHz
	f <sub>T2</sub>	V <sub>CE</sub> =3V, I <sub>C</sub> =15mA		12.5		GHz
Output Capacitance	C <sub>ob</sub>	V <sub>CE</sub> =1V, f=1MHz		0.55	0.7	pF
Reverse Transfer Capacitance	C <sub>re</sub>	V <sub>CE</sub> =1V, f=1MHz		0.4		pF
Forward Transfer Gain	S <sub>21e</sub>   <sup>2</sup> 1	V <sub>CE</sub> =1V, I <sub>C</sub> =5mA, f=2GHz	8	9.5		dB
	S <sub>21e</sub>   <sup>2</sup> 2	V <sub>CE</sub> =3V, I <sub>C</sub> =15mA, f=2GHz		10.5		dB
Noise Figure	NF	V <sub>CE</sub> =1V, I <sub>C</sub> =3mA, f=2GHz		1.5	2.3	dB

Marking : NF

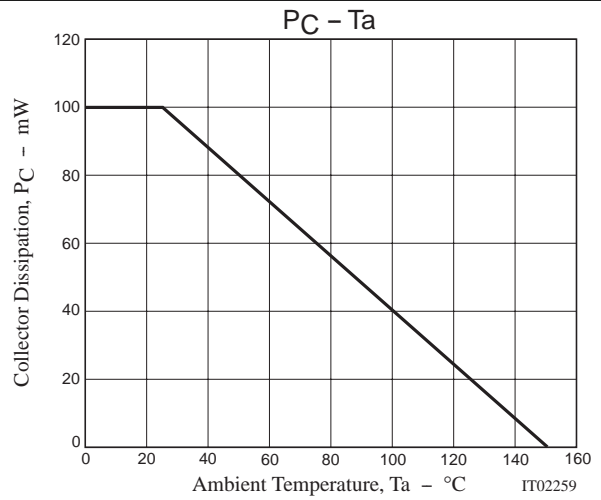
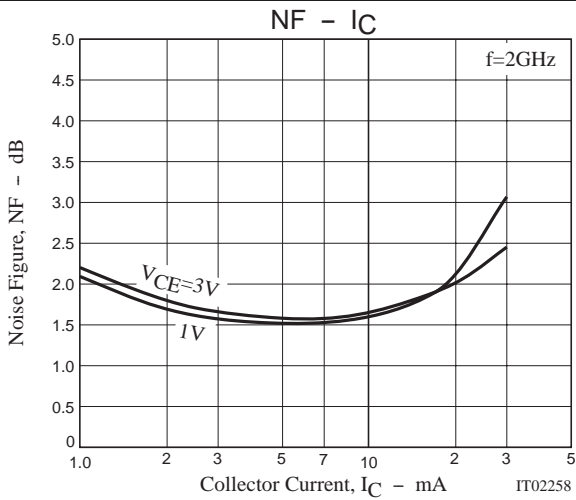
- Any and all SANYO products described or contained herein do not have specifications that can handle applications that require extremely high levels of reliability, such as life-support systems, aircraft's control systems, or other applications whose failure can be reasonably expected to result in serious physical and/or material damage. Consult with your SANYO representative nearest you before using any SANYO products described or contained herein in such applications.
- SANYO assumes no responsibility for equipment failures that result from using products at values that exceed, even momentarily, rated values (such as maximum ratings, operating condition ranges, or other parameters) listed in products specifications of any and all SANYO products described or contained herein.



# 2SC5645



## 2SC5645



### S Parameters (Common emitter)

$V_{CE}=1V, I_C=1mA, Z_O=50\Omega$

Freq(MHz)	$ S_{11} $	$\angle S_{11}$	$ S_{21} $	$\angle S_{21}$	$ S_{12} $	$\angle S_{12}$	$ S_{22} $	$\angle S_{22}$
200	0.971	-13.1	3.176	166.5	0.047	79.7	0.975	-10.2
400	0.939	-25.7	3.090	153.7	0.089	70.4	0.946	-19.8
600	0.872	-36.9	2.916	142.1	0.123	59.5	0.878	-28.0
800	0.806	-49.0	2.622	131.1	0.155	53.0	0.838	-36.8
1000	0.782	-59.2	2.581	121.1	0.179	47.6	0.798	-43.8
1200	0.711	-69.6	2.440	111.0	0.193	42.4	0.757	-49.3
1400	0.656	-78.1	2.242	102.3	0.210	38.1	0.721	-55.4
1600	0.617	-86.0	2.116	95.2	0.220	34.0	0.682	-60.1
1800	0.551	-93.3	1.997	86.9	0.224	31.4	0.660	-63.8
2000	0.537	-100.8	1.848	82.7	0.228	27.8	0.615	-68.1
2200	0.482	-108.2	1.816	74.4	0.233	27.4	0.620	-70.7
2400	0.472	-113.9	1.663	69.5	0.238	24.0	0.591	-76.3
2600	0.439	-122.5	1.647	63.6	0.236	24.0	0.574	-77.5
2800	0.425	-126.1	1.529	58.2	0.239	23.0	0.554	-80.4
3000	0.423	-134.7	1.523	53.3	0.247	24.2	0.588	-80.3

$V_{CE}=1V, I_C=5mA, Z_O=50\Omega$

Freq(MHz)	$ S_{11} $	$\angle S_{11}$	$ S_{21} $	$\angle S_{21}$	$ S_{12} $	$\angle S_{12}$	$ S_{22} $	$\angle S_{22}$
200	0.828	-34.4	11.283	152.9	0.046	70.9	0.899	-25.1
400	0.701	-62.6	9.573	131.4	0.076	57.2	0.743	-44.4
600	0.599	-83.6	7.640	116.9	0.098	49.6	0.613	-57.0
800	0.522	-100.4	6.319	105.7	0.108	45.7	0.528	-65.6
1000	0.475	-112.6	5.241	98.5	0.119	44.0	0.458	-72.6
1200	0.436	-124.0	4.498	92.0	0.125	43.4	0.423	-76.9
1400	0.420	-132.7	3.954	86.0	0.131	44.9	0.404	-80.1
1600	0.401	-141.0	3.503	80.7	0.140	45.2	0.378	-83.7
1800	0.391	-147.6	3.186	75.8	0.148	45.6	0.369	-86.0
2000	0.387	-152.3	2.887	71.5	0.157	45.6	0.357	-88.6
2200	0.378	-158.0	2.663	67.2	0.168	45.3	0.353	-90.4
2400	0.377	-161.6	2.482	63.4	0.175	45.7	0.352	-94.5
2600	0.370	-166.2	2.298	59.8	0.181	46.2	0.329	-93.8
2800	0.365	-170.2	2.136	57.1	0.193	47.3	0.343	-89.8
3000	0.364	-172.7	2.045	54.0	0.206	46.9	0.400	-93.3

## 2SC5645

V<sub>CE</sub>=1V, I<sub>C</sub>=10mA, Z<sub>O</sub>=50Ω

Freq(MHz)	S <sub>11</sub>	∠S <sub>11</sub>	S <sub>21</sub>	∠S <sub>21</sub>	S <sub>12</sub>	∠S <sub>12</sub>	S <sub>22</sub>	∠S <sub>22</sub>
200	0.709	-49.8	15.927	143.7	0.043	64.8	0.811	-34.2
400	0.565	-84.6	11.658	121.5	0.064	52.7	0.605	-54.7
600	0.484	-107.0	8.751	107.8	0.078	49.2	0.477	-66.3
800	0.435	-123.1	6.913	98.8	0.086	49.8	0.397	-73.6
1000	0.408	-135.0	5.714	91.7	0.097	50.7	0.356	-79.1
1200	0.390	-144.5	4.851	86.1	0.107	50.7	0.327	-83.0
1400	0.386	-152.0	4.211	81.2	0.115	51.8	0.307	-86.6
1600	0.380	-158.3	3.720	76.6	0.128	52.3	0.296	-89.0
1800	0.377	-164.1	3.347	72.4	0.138	53.3	0.287	-91.6
2000	0.377	-168.0	3.040	68.5	0.148	53.4	0.289	-92.7
2200	0.373	-172.1	2.780	64.8	0.160	53.0	0.290	-94.2
2400	0.372	-175.7	2.571	61.5	0.173	53.1	0.295	-98.2
2600	0.367	-178.3	2.397	57.8	0.182	53.7	0.274	-97.0
2800	0.365	178.9	2.231	55.1	0.197	53.9	0.291	-91.5
3000	0.367	176.1	2.136	52.3	0.209	52.1	0.351	-95.0

V<sub>CE</sub>=1V, I<sub>C</sub>=20mA, Z<sub>O</sub>=50Ω

Freq(MHz)	S <sub>11</sub>	∠S <sub>11</sub>	S <sub>21</sub>	∠S <sub>21</sub>	S <sub>12</sub>	∠S <sub>12</sub>	S <sub>22</sub>	∠S <sub>22</sub>
200	0.571	-71.7	17.704	133.8	0.038	60.1	0.677	-42.5
400	0.472	-110.6	11.551	112.1	0.053	51.3	0.465	-61.1
600	0.434	-132.2	8.287	100.3	0.065	52.2	0.359	-70.5
800	0.415	-145.7	6.393	92.4	0.076	54.2	0.303	-76.0
1000	0.405	-155.0	5.241	86.4	0.085	55.7	0.275	-80.7
1200	0.402	-162.7	4.397	81.2	0.096	57.3	0.258	-84.0
1400	0.404	-168.4	3.800	76.4	0.108	58.5	0.251	-86.9
1600	0.402	-173.4	3.349	72.2	0.122	58.8	0.249	-88.8
1800	0.403	-176.9	3.012	68.1	0.133	58.7	0.248	-92.0
2000	0.401	-179.8	2.722	64.5	0.145	58.7	0.253	-92.5
2200	0.401	176.6	2.498	60.9	0.158	58.4	0.264	-94.4
2400	0.404	173.7	2.297	57.8	0.169	57.9	0.272	-97.7
2600	0.401	171.4	2.151	54.3	0.182	58.6	0.254	-97.0
2800	0.396	169.5	2.012	51.8	0.199	58.0	0.273	-91.6
3000	0.400	167.2	1.919	48.9	0.211	56.0	0.337	-95.4

V<sub>CE</sub>=3V, I<sub>C</sub>=1mA, Z<sub>O</sub>=50Ω

Freq(MHz)	S <sub>11</sub>	∠S <sub>11</sub>	S <sub>21</sub>	∠S <sub>21</sub>	S <sub>12</sub>	∠S <sub>12</sub>	S <sub>22</sub>	∠S <sub>22</sub>
200	0.978	-11.3	3.288	167.6	0.041	80.9	0.973	-8.8
400	0.951	-22.6	3.167	156.1	0.078	72.6	0.950	-17.2
600	0.898	-33.0	2.983	146.6	0.109	62.5	0.897	-24.6
800	0.837	-42.3	2.805	132.8	0.137	56.1	0.858	-32.8
1000	0.805	-53.1	2.683	123.8	0.160	51.5	0.828	-39.1
1200	0.748	-60.9	2.484	116.0	0.178	46.6	0.794	-44.1
1400	0.707	-68.6	2.299	107.5	0.192	41.9	0.758	-50.0
1600	0.653	-77.0	2.152	99.1	0.202	38.4	0.720	-54.7
1800	0.599	-82.1	2.028	93.8	0.211	34.6	0.698	-58.4
2000	0.570	-90.8	1.913	85.2	0.212	32.7	0.659	-62.2
2200	0.519	-94.9	1.830	80.7	0.223	30.6	0.660	-65.2
2400	0.510	-102.7	1.775	72.9	0.223	28.5	0.635	-70.2
2600	0.458	-108.1	1.659	68.4	0.229	27.1	0.614	-71.9
2800	0.462	-113.4	1.644	62.7	0.224	27.2	0.596	-74.0
3000	0.428	-119.8	1.568	56.7	0.241	28.1	0.630	-74.6

## 2SC5645

V<sub>CE</sub>=3V, I<sub>C</sub>=5mA, Z<sub>O</sub>=50Ω

Freq(MHz)	S <sub>11</sub>	∠S <sub>11</sub>	S <sub>21</sub>	∠S <sub>21</sub>	S <sub>12</sub>	∠S <sub>12</sub>	S <sub>22</sub>	∠S <sub>22</sub>
200	0.839	-31.1	11.349	155.2	0.040	70.9	0.916	-22.0
400	0.723	-56.3	9.627	135.7	0.070	61.0	0.787	-38.3
600	0.610	-77.4	8.210	119.8	0.087	51.7	0.661	-50.6
800	0.535	-91.6	6.749	109.4	0.101	48.1	0.583	-58.0
1000	0.468	-106.1	5.728	101.1	0.107	47.9	0.507	-64.8
1200	0.435	-114.5	4.939	94.3	0.117	45.9	0.469	-68.7
1400	0.418	-122.7	4.335	88.5	0.127	45.9	0.429	-72.7
1600	0.394	-130.6	3.867	83.3	0.134	46.4	0.399	-75.7
1800	0.376	-138.2	3.497	78.6	0.141	46.4	0.390	-78.5
2000	0.364	-145.6	3.179	74.5	0.149	47.2	0.373	-80.8
2200	0.358	-150.0	2.907	70.0	0.158	47.8	0.377	-82.1
2400	0.354	-154.6	2.674	66.6	0.165	47.4	0.378	-85.6
2600	0.349	-157.2	2.513	62.5	0.172	47.9	0.356	-84.6
2800	0.342	-160.6	2.357	59.6	0.185	50.0	0.373	-81.1
3000	0.343	-163.4	2.253	56.6	0.196	49.0	0.435	-85.5

V<sub>CE</sub>=3V, I<sub>C</sub>=10mA, Z<sub>O</sub>=50Ω

Freq(MHz)	S <sub>11</sub>	∠S <sub>11</sub>	S <sub>21</sub>	∠S <sub>21</sub>	S <sub>12</sub>	∠S <sub>12</sub>	S <sub>22</sub>	∠S <sub>22</sub>
200	0.743	-42.4	16.570	147.1	0.038	66.4	0.850	-29.2
400	0.599	-72.5	12.565	125.5	0.060	57.3	0.657	-48.1
600	0.492	-95.5	9.637	111.5	0.071	53.1	0.526	-58.7
800	0.433	-111.2	7.714	102.1	0.082	51.5	0.447	-65.4
1000	0.396	-123.7	6.393	94.8	0.092	52.8	0.395	-70.6
1200	0.370	-133.7	5.443	89.1	0.101	52.2	0.359	-74.2
1400	0.359	-142.1	4.722	84.3	0.110	52.9	0.335	-76.6
1600	0.349	-149.7	4.192	79.5	0.122	54.0	0.319	-78.9
1800	0.343	-154.2	3.770	75.4	0.131	54.6	0.313	-81.4
2000	0.343	-159.3	3.434	71.4	0.142	54.5	0.309	-82.7
2200	0.337	-164.0	3.140	67.5	0.151	55.3	0.311	-84.0
2400	0.337	-168.2	2.910	64.4	0.163	54.4	0.315	-88.0
2600	0.332	-171.4	2.696	60.8	0.173	55.2	0.295	-86.2
2800	0.328	-173.4	2.516	58.1	0.186	55.3	0.313	-81.2
3000	0.330	-176.3	2.401	55.4	0.197	53.9	0.376	-86.3

V<sub>CE</sub>=3V, I<sub>C</sub>=20mA, Z<sub>O</sub>=50Ω

Freq(MHz)	S <sub>11</sub>	∠S <sub>11</sub>	S <sub>21</sub>	∠S <sub>21</sub>	S <sub>12</sub>	∠S <sub>12</sub>	S <sub>22</sub>	∠S <sub>22</sub>
200	0.622	-56.3	20.099	139.6	0.033	62.8	0.767	-35.4
400	0.482	-92.2	13.906	117.8	0.048	55.9	0.554	-53.5
600	0.414	-115.1	10.166	105.0	0.061	55.5	0.431	-62.3
800	0.378	-130.3	7.947	96.7	0.072	56.2	0.361	-67.1
1000	0.360	-141.1	6.534	90.5	0.082	57.9	0.323	-71.0
1200	0.348	-149.9	5.513	85.3	0.093	58.4	0.297	-73.7
1400	0.348	-156.3	4.777	80.7	0.103	59.5	0.284	-76.1
1600	0.343	-161.7	4.214	76.6	0.115	60.1	0.278	-77.8
1800	0.342	-166.9	3.800	72.6	0.127	59.9	0.274	-80.3
2000	0.341	-170.7	3.435	69.0	0.138	60.3	0.277	-81.6
2200	0.342	-174.6	3.140	65.5	0.149	59.8	0.282	-82.7
2400	0.343	-177.5	2.898	62.3	0.162	59.2	0.287	-86.8
2600	0.339	-179.8	2.700	58.9	0.171	59.3	0.270	-84.6
2800	0.337	178.0	2.512	56.3	0.186	58.6	0.293	-79.2
3000	0.339	175.6	2.399	53.8	0.200	57.7	0.355	-85.1

- Specifications of any and all SANYO products described or contained herein stipulate the performance, characteristics, and functions of the described products in the independent state, and are not guarantees of the performance, characteristics, and functions of the described products as mounted in the customer's products or equipment. To verify symptoms and states that cannot be evaluated in an independent device, the customer should always evaluate and test devices mounted in the customer's products or equipment.
- SANYO Electric Co., Ltd. strives to supply high-quality high-reliability products. However, any and all semiconductor products fail with some probability. It is possible that these probabilistic failures could give rise to accidents or events that could endanger human lives, that could give rise to smoke or fire, or that could cause damage to other property. When designing equipment, adopt safety measures so that these kinds of accidents or events cannot occur. Such measures include but are not limited to protective circuits and error prevention circuits for safe design, redundant design, and structural design.
- In the event that any or all SANYO products(including technical data, services) described or contained herein are controlled under any of applicable local export control laws and regulations, such products must not be exported without obtaining the export license from the authorities concerned in accordance with the above law.
- No part of this publication may be reproduced or transmitted in any form or by any means, electronic or mechanical, including photocopying and recording, or any information storage or retrieval system, or otherwise, without the prior written permission of SANYO Electric Co., Ltd.
- Any and all information described or contained herein are subject to change without notice due to product/technology improvement, etc. When designing equipment, refer to the "Delivery Specification" for the SANYO product that you intend to use.
- Information (including circuit diagrams and circuit parameters) herein is for example only ; it is not guaranteed for volume production. SANYO believes information herein is accurate and reliable, but no guarantees are made or implied regarding its use or any infringements of intellectual property rights or other rights of third parties.

This catalog provides information as of September, 2000. Specifications and information herein are subject to change without notice.