查询2SD1619供应商 捷多邦，专业PCB打样工厂，24小时加急出货

Ordering number:1785A

PNP/NPN Epitaxial Planar Silicon Transistors

2SB1119/2SD1619

LF Amplifier, Electronic Governor Applications

Features

· Very small size making it easy to provide high-density, small-sized hybrid IC's.

Package Dimensions

unit:mm

2038

[2SB1119/2SD1619]

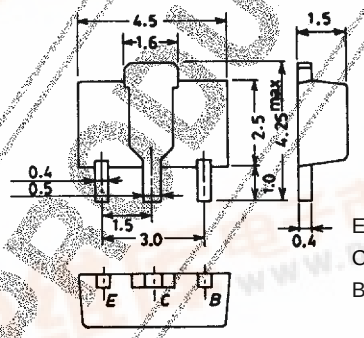

E : Emitter
C : Collector
B : Base

SANYO : PCP
(Bottom view)

( ) : 2SB1119

Specifications

Absolute Maximum Ratings at Ta = 25˚C

Parameter	Symbol	Conditions	Ratings	Unit
Collector-to-Base Voltage	V_{CBO}		(–)25	V
Collector-to-Emitter Voltage	V_{CEO}		(–)25	V
Emitter-to-Base Voltage	V_{EBO}		(–)5	V
Collector Current	I_C		(–)1	A
Collector Current (Pulse)	I_{CP}		(–)2	A
Collector Dissipation	P_C		500	mW
		Mounted on ceramic board (250mm²×0.8mm)	1.3	W
Junction Temperature	Tj		150	˚C
Storage Temperature	Tstg		–55 to +150	˚C

Electrical Characteristics at Ta = 25˚C

Parameter	Symbol	Conditions	Ratings			Unit
			min	typ	max	
Collector Cutoff Current	I_{CBO}	V_{CB}=(–)20V, I_E=0			(–)0.1	μA
Emitter Cutoff Current	I_{EBO}	V_{EB}=(–)4V, I_C=0			(–)0.1	μA
DC Current Gain	$h_{FE}1$	V_{CE}=(–)2V, I_C=(–)50mA	100*		560*	
	$h_{FE}2$	V_{CE}=(–)2V, I_C=(–)1A	40			
Gain-Bandwidth Product	f_T	V_{CE}=(–)10V, I_C=(–)50mA		180		MHz

* ; The 2SB1119/2SD1619 are classified by 50mA h_{FE} as follows :

100	R	200	140	S	280	200	T	400	280	U	560

Marking 2SB1119 : BB
2SD1619 : DB
h_{FE} rank : R, S, T, U

■ Any and all SANYO products described or contained herein do not have specifications that can handle applications that require extremely high levels of reliability, such as life-support systems, aircraft's control systems, or other applications whose failure can be reasonably expected to result in serious physical and/or material damage. Consult with your SANYO representative nearest you before using any SANYO products described or contained herein in such applications.

■ SANYO assumes no responsibility for equipment failures that result from using products at values that exceed, even momentarily, rated values (such as maximum ratings, operating condition ranges,or other parameters) listed in products specifications of any and all SANYO products described or contained herein.

找PDF 维库一下 pdf.dzsc.com

SANYO Electric Co.,Ltd. Semiconductor Bussiness Headquaters
TOKYO OFFICE Tokyo Bldg., 1-10, 1 Chome, Ueno, Taito-ku, TOKYO, 110-8534 JAPAN

2SB1119/2SD1619

Parameter	Symbol	Conditions	Ratings			Unit
			min	typ	max	
Collector-to-Emitter Saturation Voltage	$V_{CE(sat)}$	I_C=(–)500mA, I_B=(–)50mA		0.1	0.3	V
				(–0.15)	(–0.7)	V
Base-to-Emitter Saturation Voltage	$V_{BE(sat)}$	I_C=(–)500mA, I_B=(–)50mA		(–)0.85	(–)1.2	V
Collector-to-Base Breakdown Voltage	$V_{(BR)CBO}$	I_C=(–)10μA, I_E=0	(–)25			V
Collector-to-Emitter Breakdown Voltage	$V_{(BR)CEO}$	I_C=(–)1mA, R_{BE}=∞	(–)25			V
Emitter-to-Base Breakdown Voltage	$V_{(BR)EBO}$	I_E=(–)10μA, I_C=0	(–)5			V
Output Capacitance	C_{ob}	V_{CB}=(–)10V, f=1MHz		15		pF
				(25)		pF

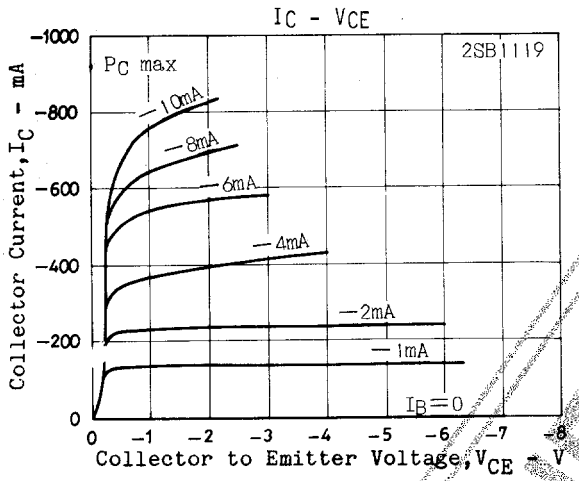

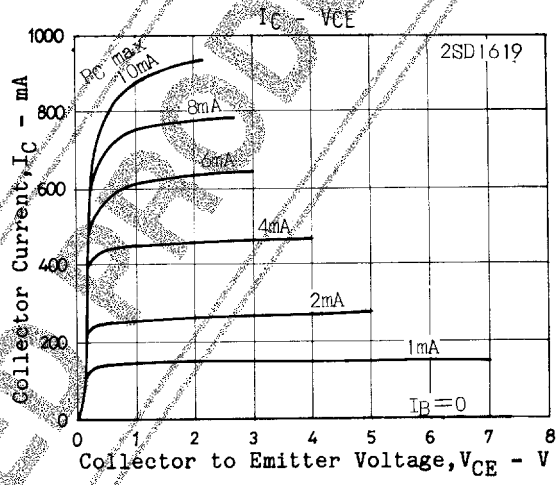

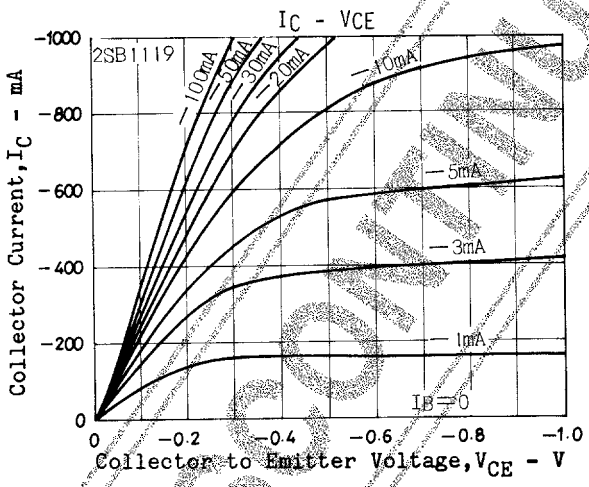

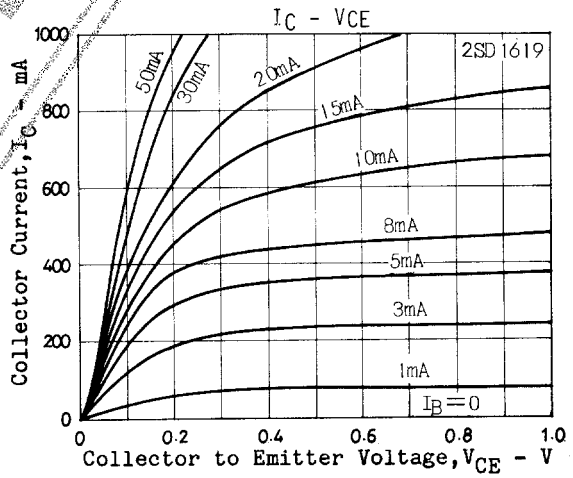

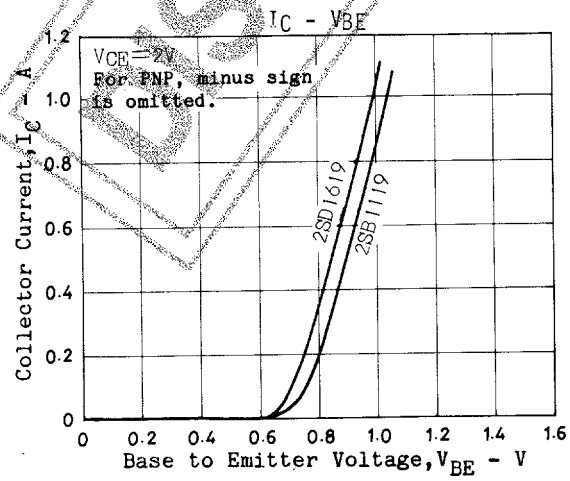

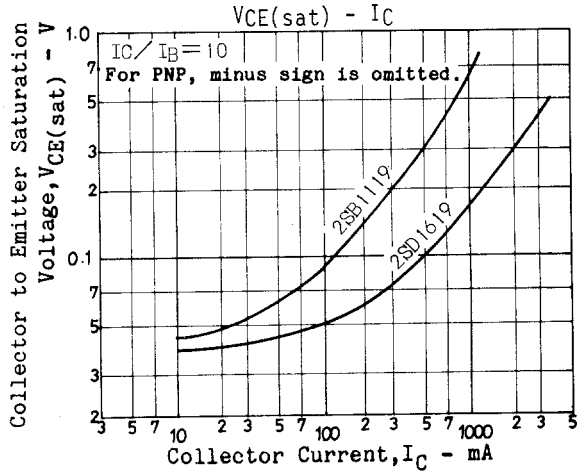

DISCONTINUED PRODUCT

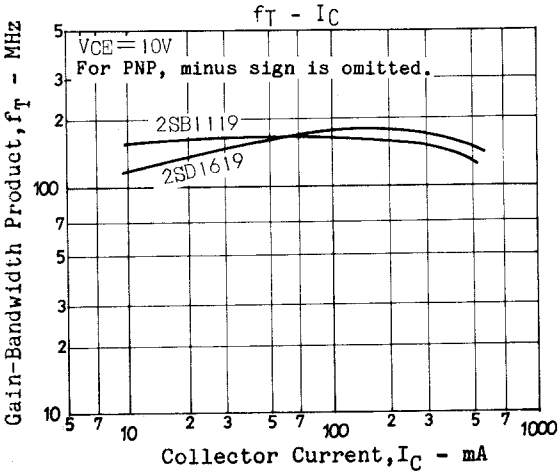

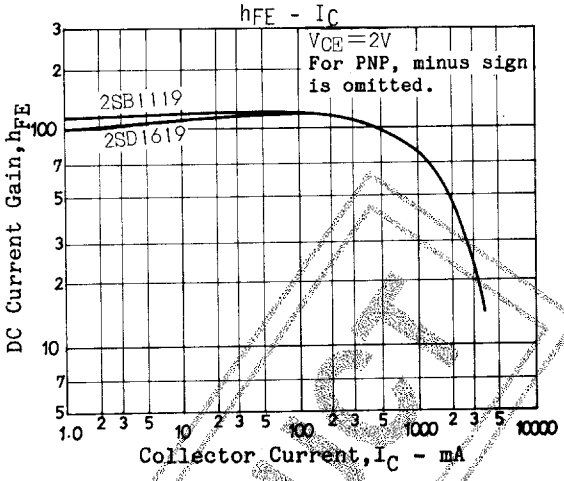

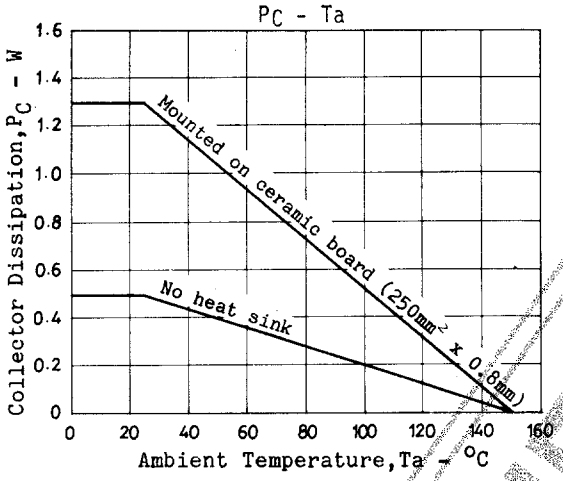

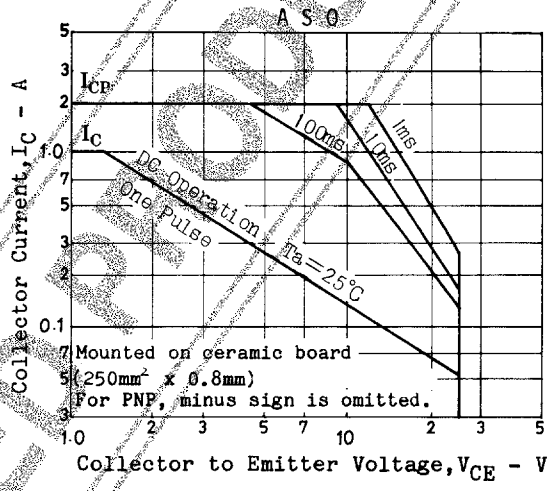

■ Specifications of any and all SANYO products described or contained herein stipulate the performance, characteristics, and functions of the described products in the independent state, and are not guarantees of the performance, characteristics, and functions of the described products as mounted in the customer's products or equipment. To verify symptoms and states that cannot be evaluated in an independent device, the customer should always evaluate and test devices mounted in the customer's products or equipment.

■ SANYO Electric Co., Ltd. strives to supply high-quality high-reliability products. However, any and all semiconductor products fail with some probability. It is possible that these probabilistic failures could give rise to accidents or events that could endanger human lives, that could give rise to smoke or fire, or that could cause damage to other property. When designing equipment, adopt safety measures so that these kinds of accidents or events cannot occur. Such measures include but are not limited to protective circuits and error prevention circuits for safe design, redundant design, and structural design.

■ In the event that any and all SANYO products described or contained herein fall under strategic products (including services) controlled under the Foreign Exchange and Foreign Trade Control Law of Japan, such products must not be exported without obtaining export license from the Ministry of International Trade and Industry in accordance with the above law.

■ No part of this publication may be reproduced or transmitted in any form or by any means, electronic or mechanical, including photocopying and recording, or any information storage or retrieval system, or otherwise, without the prior written permission of SANYO Electric Co., Ltd.

■ Any and all information described or contained herein are subject to change without notice due to product/technology improvement, etc. When designing equipment, refer to the "Delivery Specification" for the SANYO product that you intend to use.

■ Information (including circuit diagrams and circuit parameters) herein is for example only ; it is not guaranteed for volume production. SANYO believes information herein is accurate and reliable, but no guarantees are made or implied regarding its use or any infringements of intellectual property rights or other rights of third parties.

This catalog provides information as of September, 1998. Specifications and information herein are subject to change without notice.