查询2sk735供应商 捷多邦，专业PCB打样工厂，24小时加急出货

PRELIMINARY SPECIFICATION

NEC ELECTRON DEVICE

MOS FIELD EFFECT TRANSISTOR

2SK735

FAST SWITCHING N-CHANNEL SILICON POWER MOS FET

PACKAGE DIMENSIONS (Unit:mm)

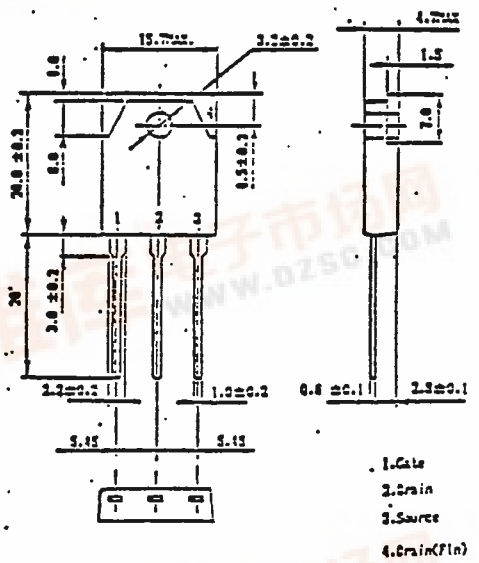

Features

Suitable for switching power supplies, actuator controls and pulse circuits

Low RDS(on)

Absolute Maximum Ratings(Ta=25℃)

Drain to Source Voltage	VDSS	450V
Gate to Source Voltage	VGSS	± 20V
Continuous Drain Curre	ID(DC)	± 10A
Pulse Drain Current	ID(pulse)	* ± 30A
Total Power Dissipation	PT	3.0W
Total Power Dissipation	PT**	100W
Channel Temperature	Tch	150 ℃
Storage Temperature	Tstg	-55to+150 ℃

* PW ≦100 us, Duty Cycle≦2%

** Tc=25 ℃

Electrical Characteristics (Ta=25 ℃)

Characteristics	Symbol	Min.	Typ.	Max.	Unit	Test Conditions
Drain Leakage Current	IDSS			100	μA	VDS=450V,VGS=0
Gate to Source Leakage Current	IGSS			±100	nA	VGS=±20V,VDS=0
Gate to Source Cutoff Voltage	VGS(off)	1.5		3.5	V	VDS=10V,ID=1.0mA
Forward Transfer Admittance	yfs	3.0			S	VDS=10V,ID=5.0A
Drain to Source On-State Resistance	RDS(on)		0.60	0.80	Ω	VGS=10V,ID=5.0A
Input Capacitance	Ciss		1270		pF	VDS= 10V,
Output Capacitance	Coss		320		pF	VGS=0,
Reverse Transfer Capacitance	Crss		70		pF	f=1.0MHz
Turn-On Delay Time	td(on)		15		ns	ID=5.0A,
Rise Time	tr		20		ns	VGS(on)= 10V,
Turn-Off Delay Time	td(off)		60		ns	Vcc=150V,
Fall Time	tf		30		ns	RL= 30 Ω

找PDF 维库一下 pdf.dzsc.com

TURN-ON AND TURN-OFF TIME TEST CIRCUIT

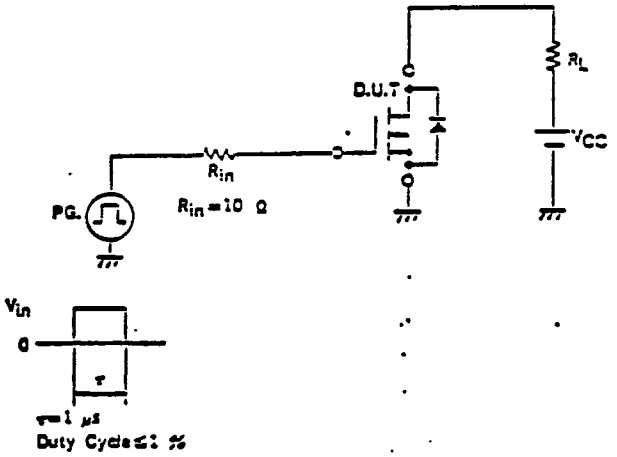

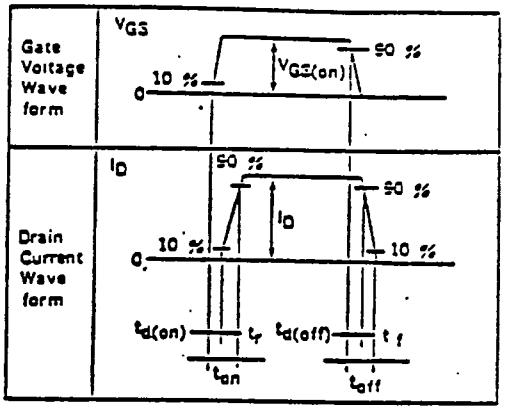

DERATING FACTOR OF FORWARD BIAS SAFE OPERATING AREA

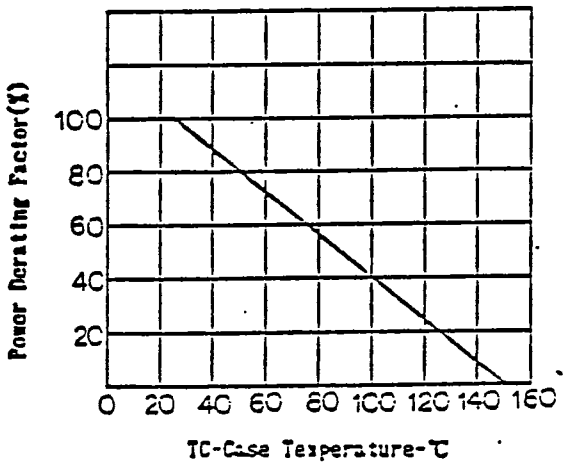

FORWARD BIAS SAFE OPERATING AREA

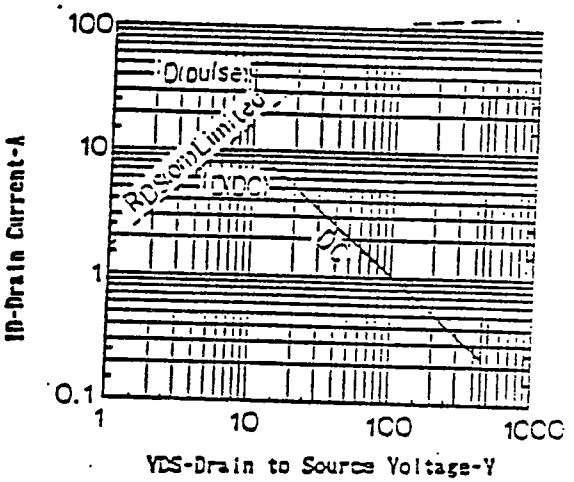

TOTAL POWER DISSIPATION vs. CASE TEMPERATURE

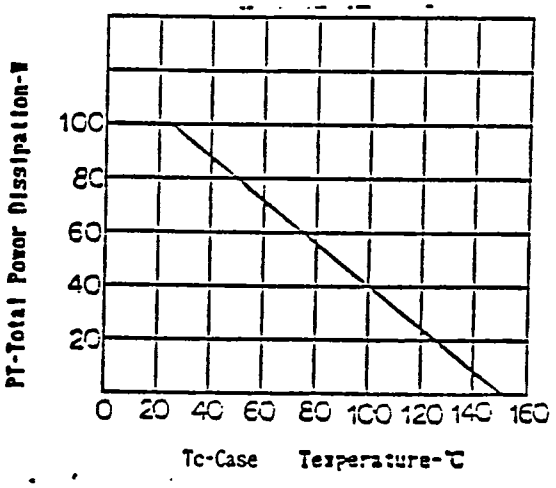

DRAIN CURRENT vs. DRAIN TO SOURCE VOLTAGE

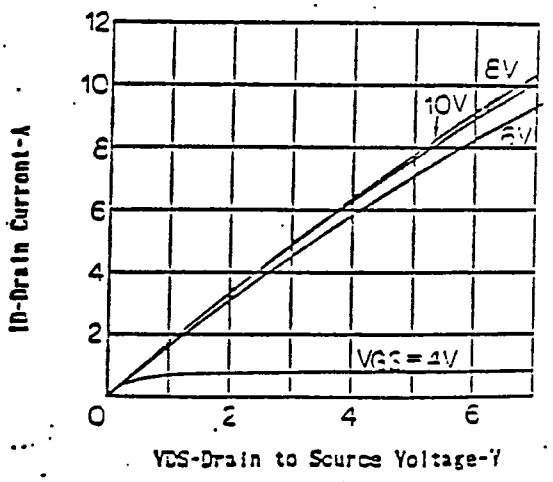

FORWARD TRANSFER ADMITTANCE vs. DRAIN CURRENT

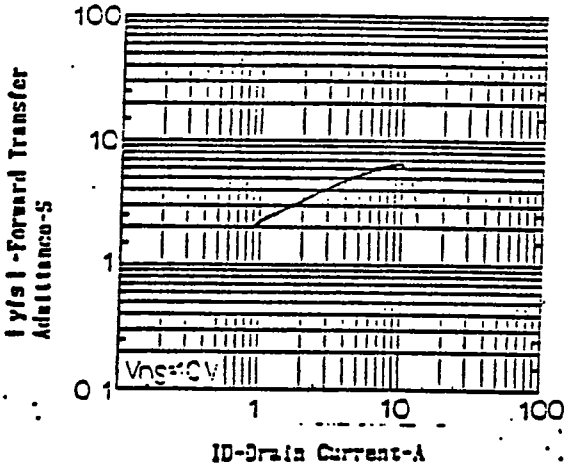

DRAIN TO SOURCE ON-STATE RESISTANCE vs. DRAIN CURRENT

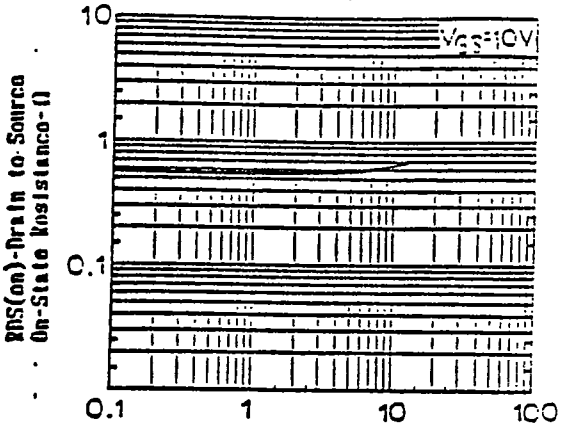

CAPACITANCE vs. DRAIN TO SOURCE VOLTAGE

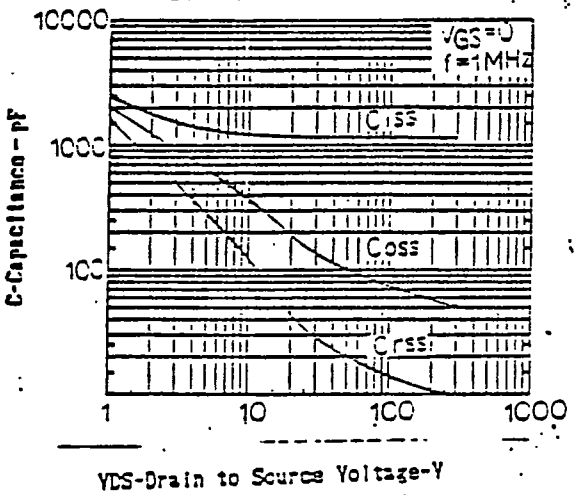

TURN-ON AND TURN-OFF TIME

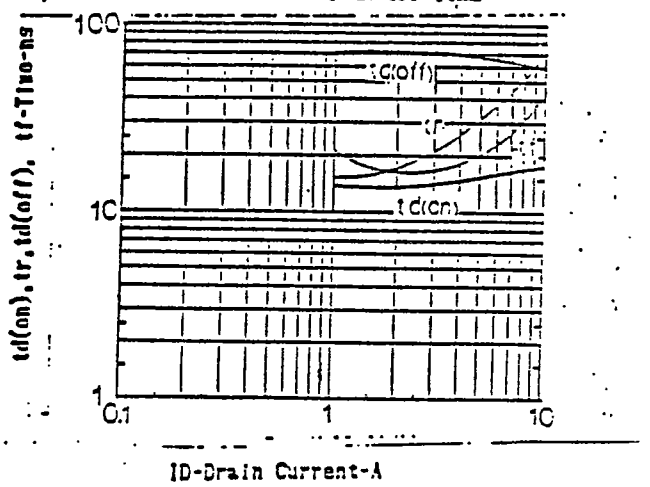
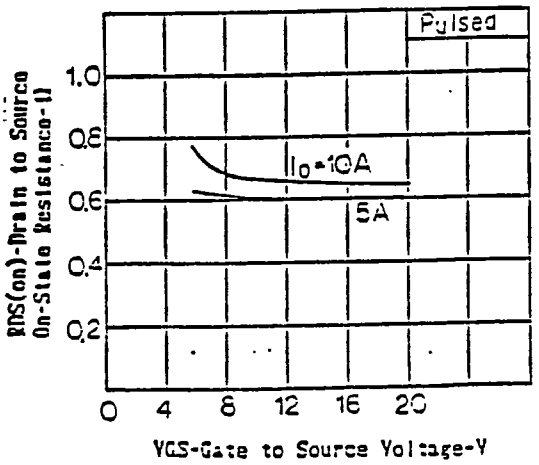
DRAIN TO SOURCE ON-STATE RESISTANCE vs. GATE TO SOURCE VOLTAGE