



2SC5624

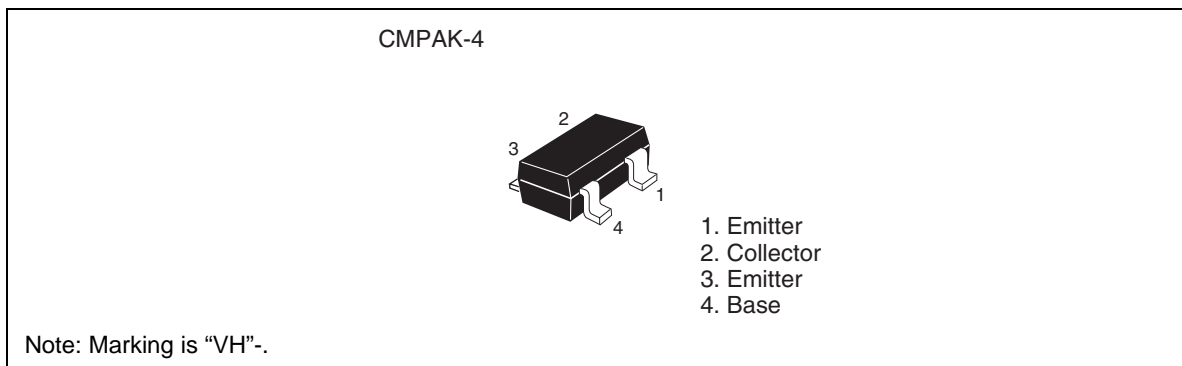
Silicon NPN Epitaxial
High Frequency Low Noise Amplifier

REJ03G0129-0200Z
(Previous ADE-208-978(Z))
Rev.2.00
Oct.21.2003

Features

- High gain bandwidth product
 $f_T = 28 \text{ GHz typ.}$
- High power gain and low noise figure ;
 $PG = 18 \text{ dB typ. , } NF = 1.2 \text{ dB typ. at } f = 1.8 \text{ GHz}$

Outline



Absolute Maximum Ratings

(Ta = 25°C)

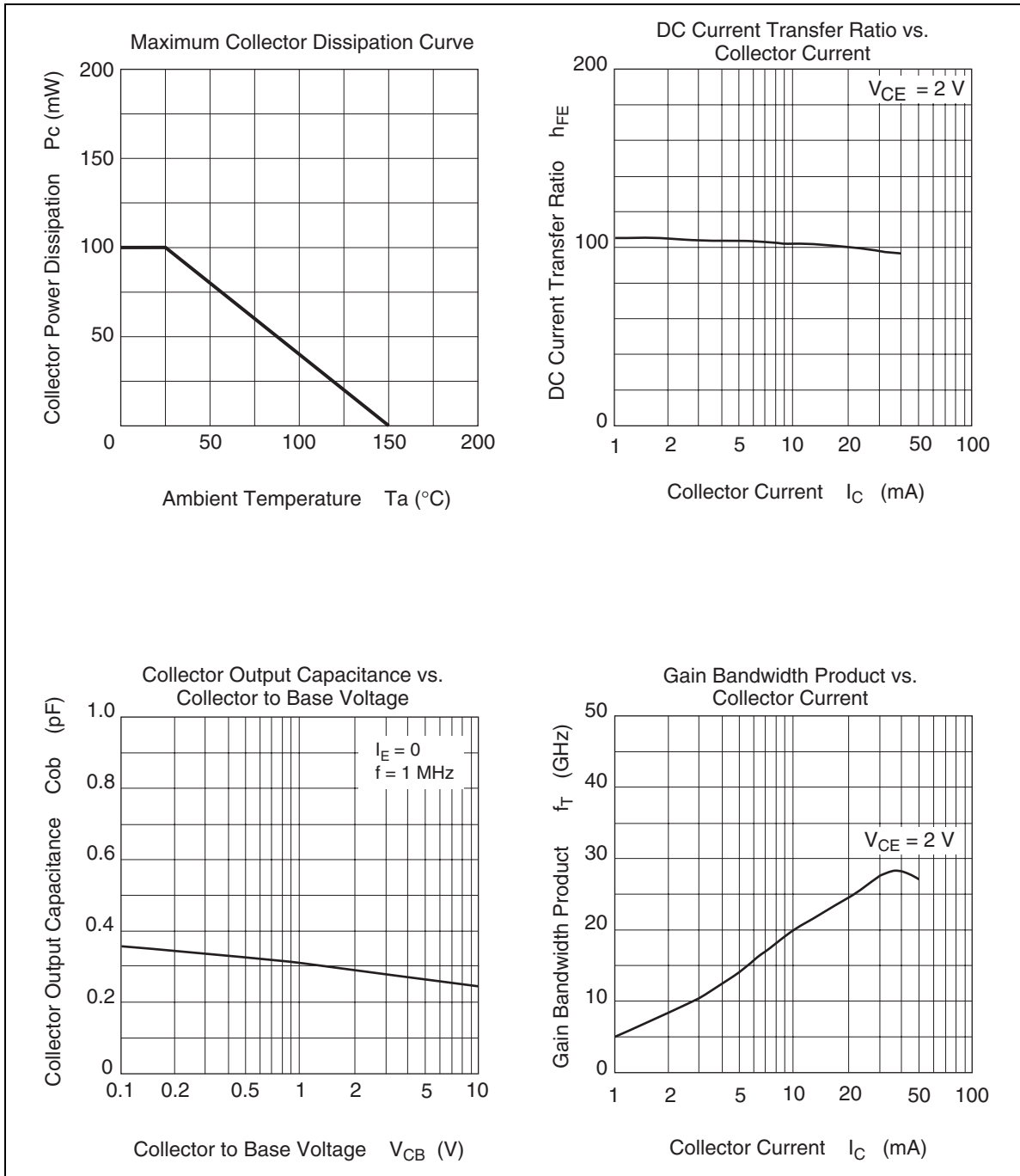
Item	Symbol	Ratings	Unit
Collector to base voltage	V _{CBO}	10	V
Collector to emitter voltage	V _{CEO}	3.5	V
Emitter to base voltage	V _{EBO}	0.8	V
Collector current	I _C	35	mA
Collector power dissipation	P _C	100	mW
Junction temperature	T _j	150	°C
Storage temperature	T _{stg}	-55 to +150	°C

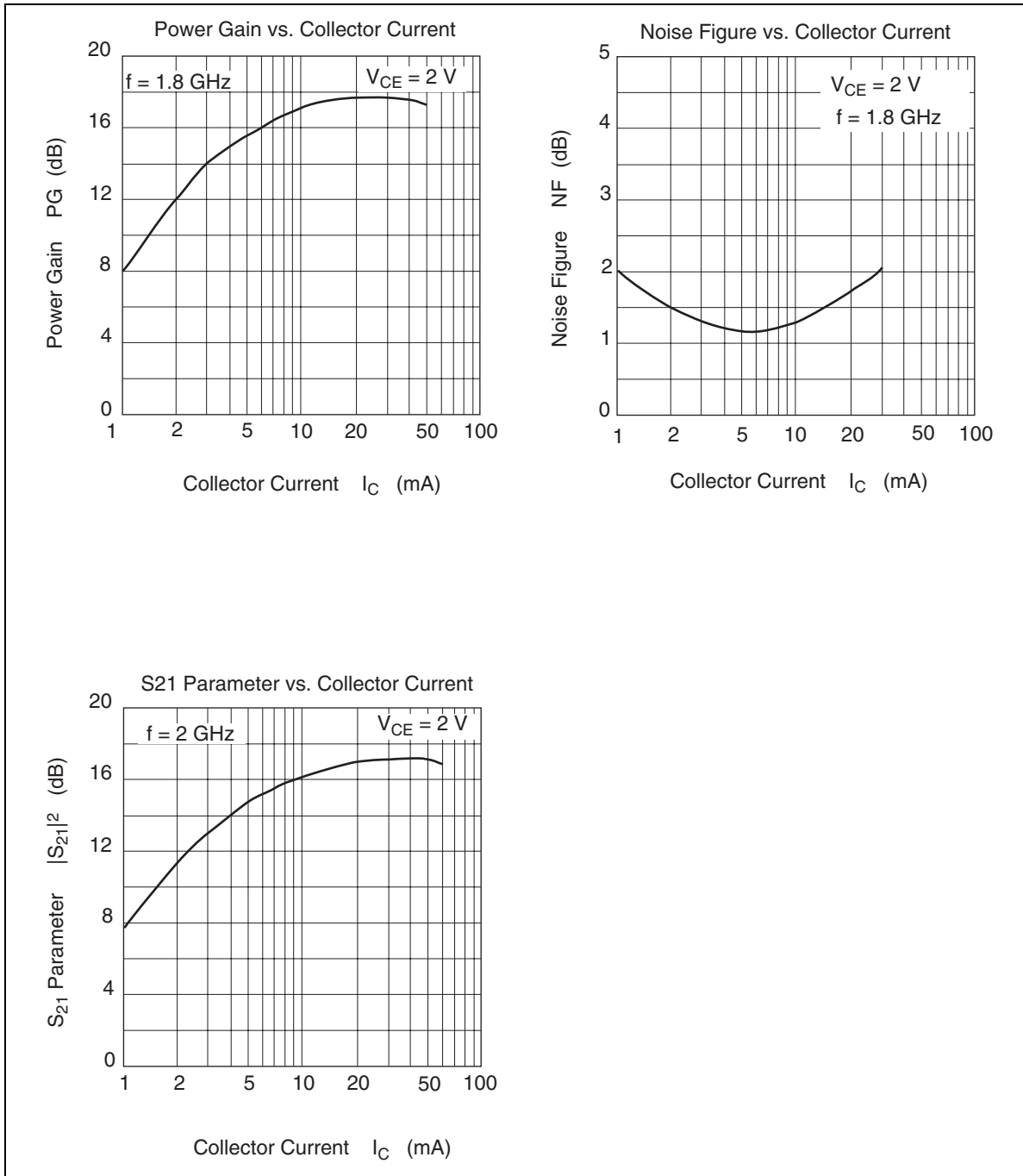
Electrical Characteristics

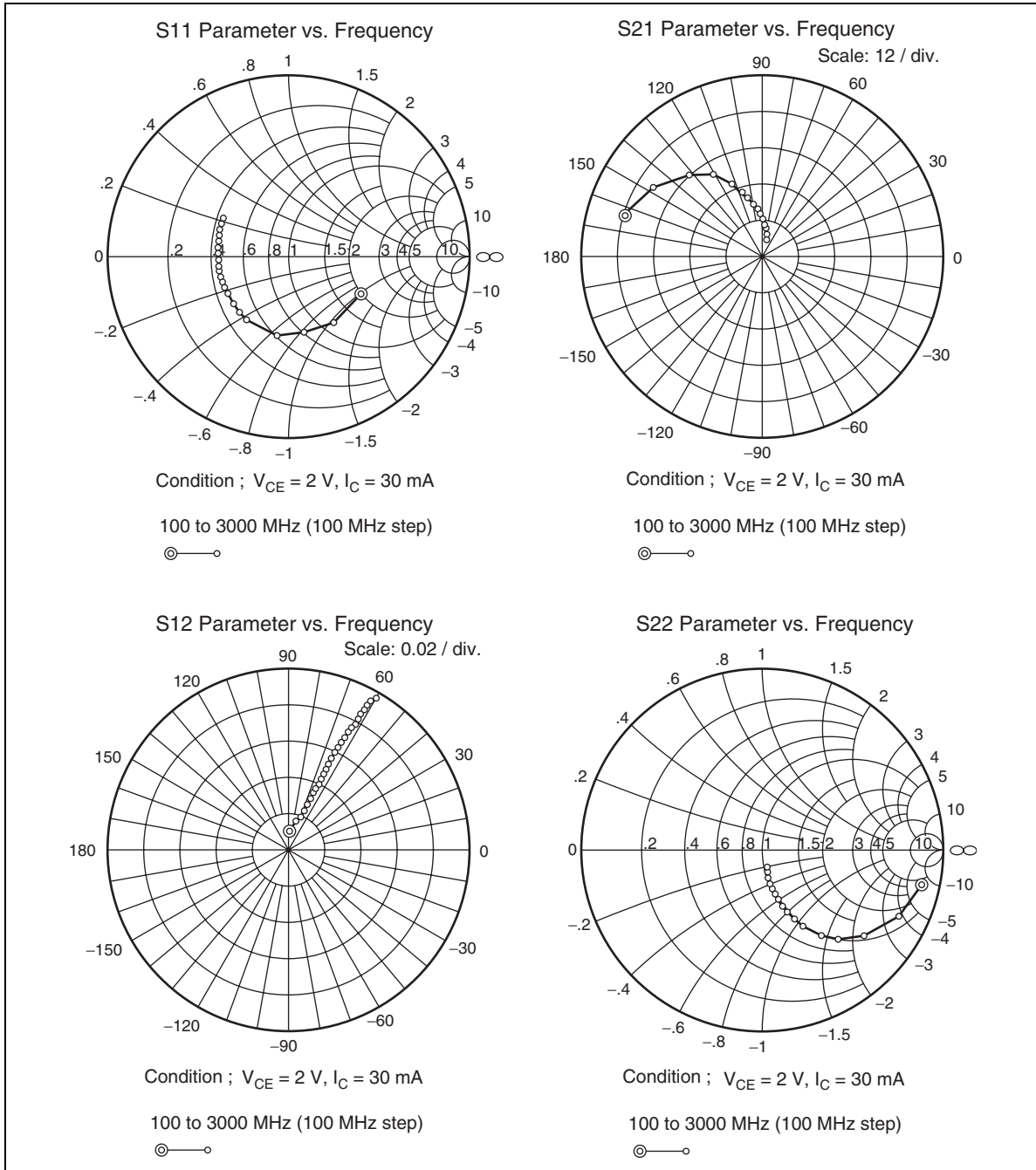
(Ta = 25°C)

Item	Symbol	Min	Typ	Max	Unit	Test Conditions
Collector to base breakdown voltage	V _{(BR)CBO}	10	—	—	V	I _C = 10 μA, I _E = 0
Collector cutoff current	I _{CBO}	—	—	1	μA	V _{CB} = 8 V, I _E = 0
Collector cutoff current	I _{CEO}	—	—	1	μA	V _{CE} = 3 V, R _{BE} = ∞
Emitter cutoff current	I _{EBO}	—	—	10	μA	V _{EB} = 0.8 V, I _C = 0
DC current transfer ratio	h _{FE}	80	120	160		V _{CE} = 2 V, I _C = 20 mA
Collector output capacitance	C _{ob}	—	0.3	0.6	pF	V _{CB} = 2 V, I _E = 0 f = 1 MHz
Gain bandwidth product	f _T	25	28	—	GHz	V _{CE} = 2 V, I _C = 30 mA f = 2 GHz
Power gain	PG	14	18	—	dB	V _{CE} = 2 V, I _C = 30 mA f = 1.8 GHz
Noise figure	NF	—	1.2	1.6	dB	V _{CE} = 2 V, I _C = 5 mA f = 1.8 GHz

Main Characteristics





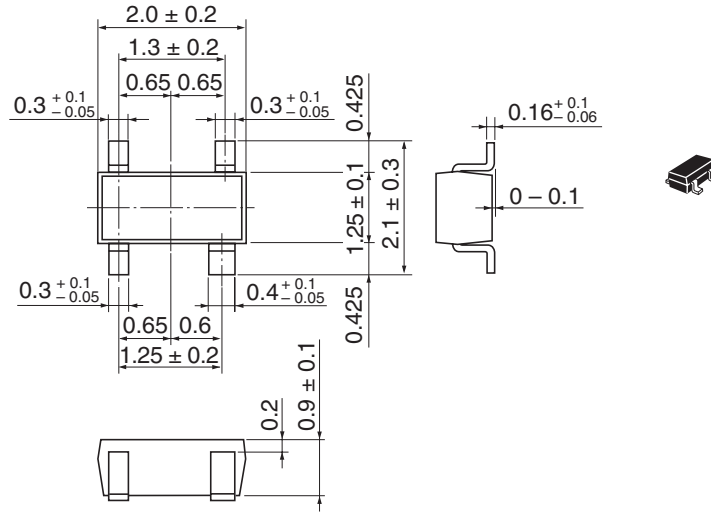


S parameter(V_{CE} = 2 V, I_C = 30 mA, Z_o = 50 Ω)

f (MHz)	S11		S21		S12		S22	
	MAG	ANG	MAG	ANG	MAG	ANG	MAG	ANG
100	0.445	-27.3	46.66	163.5	0.0055	83.8	0.904	-12.9
200	0.447	-54.4	42.27	147.1	0.0115	78.6	0.846	-26.8
300	0.439	-78.7	36.16	133.0	0.0165	73.6	0.750	-39.3
400	0.432	-98.8	30.59	122.2	0.0207	68.8	0.650	-48.8
500	0.424	-112.8	25.84	114.5	0.0246	67.1	0.561	-55.9
600	0.414	-124.3	22.15	108.9	0.0277	66.1	0.487	-61.4
700	0.407	-133.4	19.22	104.4	0.0307	65.0	0.426	-65.3
800	0.398	-141.5	16.94	100.8	0.0335	65.3	0.376	-68.6
900	0.390	-147.9	15.05	97.7	0.0372	64.4	0.335	-70.7
1000	0.386	-154.1	13.63	95.3	0.0398	65.1	0.301	-72.5
1100	0.381	-159.0	12.45	93.3	0.0420	65.2	0.273	-73.7
1200	0.377	-164.0	11.48	91.3	0.0452	65.0	0.250	-74.5
1300	0.371	-167.8	10.60	89.6	0.0480	64.5	0.229	-74.9
1400	0.370	-171.8	9.84	87.7	0.0509	64.7	0.213	-75.1
1500	0.367	-175.7	9.23	86.1	0.0535	64.3	0.197	-75.2
1600	0.368	-178.8	8.66	84.7	0.0567	64.1	0.186	-74.7
1700	0.370	178.0	8.16	83.4	0.0595	64.4	0.173	-74.7
1800	0.360	174.7	7.72	82.2	0.0623	64.3	0.164	-74.0
1900	0.365	172.0	7.33	80.8	0.0651	64.0	0.156	-73.6
2000	0.365	168.9	6.95	79.4	0.0682	63.8	0.148	-72.7
2100	0.362	166.8	6.66	78.2	0.0709	63.1	0.142	-72.0
2200	0.372	164.1	6.35	77.0	0.0737	63.0	0.135	-71.3
2300	0.370	160.9	6.08	75.6	0.0764	62.3	0.130	-70.8
2400	0.372	159.0	5.86	74.6	0.0795	62.3	0.125	-69.9
2500	0.378	156.6	5.64	73.5	0.0824	62.0	0.121	-68.7
2600	0.370	154.5	5.42	72.3	0.0848	61.6	0.117	-68.5
2700	0.382	152.2	5.24	71.3	0.0874	61.7	0.113	-67.1
2800	0.388	150.7	5.03	70.3	0.0906	60.7	0.109	-66.8
2900	0.387	147.6	4.86	69.0	0.0928	61.0	0.105	-65.7
3000	0.388	146.9	4.72	67.9	0.0964	59.7	0.102	-65.5

Package Dimensions

As of January, 2003
Unit: mm



Package Code	CMPAK-4(T)
JEDEC	—
JEITA	Conforms
Mass (reference value)	0.006 g

RENESAS Technology Corp. Sales Strategic Planning Div. Nippon Bldg., 2-6-2, Ohte-machi, Chiyoda-ku, Tokyo 100-0004, Japan

Keep safety first in your circuit designs!

1. Renesas Technology Corp. puts the maximum effort into making semiconductor products better and more reliable, but there is always the possibility that trouble may occur with them. Trouble with semiconductors may lead to personal injury, fire or property damage.
Remember to give due consideration to safety when making your circuit designs, with appropriate measures such as (i) placement of substitutive, auxiliary circuits, (ii) use of nonflammable material or (iii) prevention against any malfunction or mishap.

Notes regarding these materials

1. These materials are intended as a reference to assist our customers in the selection of the Renesas Technology Corp. product best suited to the customer's application; they do not convey any license under any intellectual property rights, or any other rights, belonging to Renesas Technology Corp. or a third party.
 2. Renesas Technology Corp. assumes no responsibility for any damage, or infringement of any third-party's rights, originating in the use of any product data, diagrams, charts, programs, algorithms, or circuit application examples contained in these materials.
 3. All information contained in these materials, including product data, diagrams, charts, programs and algorithms represents information on products at the time of publication of these materials, and are subject to change by Renesas Technology Corp. without notice due to product improvements or other reasons. It is therefore recommended that customers contact Renesas Technology Corp. or an authorized Renesas Technology Corp. product distributor for the latest product information before purchasing a product listed herein.
The information described here may contain technical inaccuracies or typographical errors.
Renesas Technology Corp. assumes no responsibility for any damage, liability, or other loss rising from these inaccuracies or errors.
Please also pay attention to information published by Renesas Technology Corp. by various means, including the Renesas Technology Corp. Semiconductor home page (<http://www.renesas.com>).
 4. When using any or all of the information contained in these materials, including product data, diagrams, charts, programs, and algorithms, please be sure to evaluate all information as a total system before making a final decision on the applicability of the information and products. Renesas Technology Corp. assumes no responsibility for any damage, liability or other loss resulting from the information contained herein.
 5. Renesas Technology Corp. semiconductors are not designed or manufactured for use in a device or system that is used under circumstances in which human life is potentially at stake. Please contact Renesas Technology Corp. or an authorized Renesas Technology Corp. product distributor when considering the use of a product contained herein for any specific purposes, such as apparatus or systems for transportation, vehicular, medical, aerospace, nuclear, or undersea repeater use.
 6. The prior written approval of Renesas Technology Corp. is necessary to reprint or reproduce in whole or in part these materials.
 7. If these products or technologies are subject to the Japanese export control restrictions, they must be exported under a license from the Japanese government and cannot be imported into a country other than the approved destination.
Any diversion or reexport contrary to the export control laws and regulations of Japan and/or the country of destination is prohibited.
 8. Please contact Renesas Technology Corp. for further details on these materials or the products contained therein.
-



RENESAS SALES OFFICES

<http://www.renesas.com>

Renesas Technology America, Inc.
450 Holger Way, San Jose, CA 95134-1368, U.S.A
Tel: <1> (408) 382-7500 Fax: <1> (408) 382-7501

Renesas Technology Europe Limited.
Dukes Meadow, Millboard Road, Bourne End, Buckinghamshire, SL8 5FH, United Kingdom
Tel: <44> (1628) 585 100, Fax: <44> (1628) 585 900

Renesas Technology Europe GmbH
Dornacher Str. 3, D-85622 Feldkirchen, Germany
Tel: <49> (89) 380 70 0, Fax: <49> (89) 929 30 11

Renesas Technology Hong Kong Ltd.
7/F., North Tower, World Finance Centre, Harbour City, Canton Road, Hong Kong
Tel: <852> 2265-6688, Fax: <852> 2375-6836

Renesas Technology Taiwan Co., Ltd.
FL 10, #99, Fu-Hsing N. Rd., Taipei, Taiwan
Tel: <886> (2) 2715-2888, Fax: <886> (2) 2713-2999

Renesas Technology (Shanghai) Co., Ltd.
26/F., Ruijin Building, No.205 Maoming Road (S), Shanghai 200020, China
Tel: <86> (21) 6472-1001, Fax: <86> (21) 6415-2952

Renesas Technology Singapore Pte. Ltd.
1, Harbour Front Avenue, #06-10, Keppel Bay Tower, Singapore 098632
Tel: <65> 6213-0200, Fax: <65> 6278-8001