



TYN612T/812T

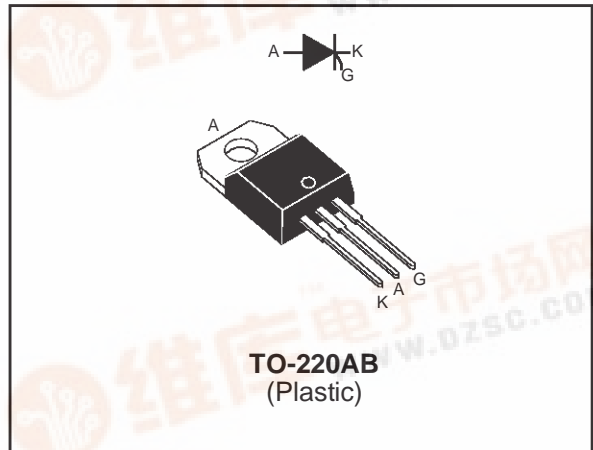
SCR

FEATURES

- HIGH SURGE CAPABILITY
- HIGH ON-STATE CURRENT
- HIGH STABILITY AND RELIABILITY

DESCRIPTION

The TYN612T and TYN812T Family of SCR uses a high performance glass passivated technology. This general purpose Family of SCR is designed for power supplies up to 400Hz on resistive or inductive load.



ABSOLUTE RATINGS (limiting values)

Symbol	Parameter	Value	Unit
$I_{T(RMS)}$	RMS on-state current (180° conduction angle) Tc= 110°C	12	A
$I_{T(AV)}$	Average on-state current (180° conduction angle) Tc= 110°C	8	A
I_{TSM}	Non repetitive surge peak on-state current (Tj initial = 25°C) tp = 8.3ms tp = 10ms	125 120	A
I^2t	I ² t Value for fusing tp = 10ms	72	A ² s
di/dt	Critical rate of rise of on-state current IG = 100 mA diG/dt = 1 A/μs.	100	A/μs
Tstg Tj	Storage junction temperature range Operating junction temperature range	- 40 to + 150 - 40 to + 125	°C
TI	Maximum lead temperature for soldering during 10s	260	°C

Symbol	Parameter	TYN		Unit
		612T	812T	
VDRM	Repetitive peak off-state voltage	600	800	V
VRRM	Tj = 125°C			

TYN612T/812T

THERMAL RESISTANCES

Symbol	Parameter	Value	Unit
Rth(j-a)	Junction to ambient	60	°C/W
Rth(j-c)	Junction to case for DC	1.3	°C/W

GATE CHARACTERISTICS (maximum values)

$P_G (AV) = 1\text{ W}$ $P_{GM} = 10\text{ W}$ ($t_p = 20\ \mu\text{s}$) $I_{FGM} = 4\text{ A}$ ($t_p = 20\ \mu\text{s}$) $V_{RGM} = 5\text{ V}$

ELECTRICAL CHARACTERISTICS

Symbol	Test Conditions		Type	Value	Unit
I_{GT}	$V_D = 12\text{ V (DC)}$ $R_L = 33\ \Omega$	$T_j = 25^\circ\text{C}$	MIN	0.5	mA
			MAX	5	
V_{GT}	$V_D = 12\text{ V (DC)}$ $R_L = 33\ \Omega$	$T_j = 25^\circ\text{C}$	MAX	1.3	V
V_{GD}	$V_D = V_{DRM}$ $R_L = 3.3\text{ k}\Omega$	$T_j = 125^\circ\text{C}$	MIN	0.2	V
I_L	$I_G = 1.2 I_{GT}$	$T_j = 25^\circ\text{C}$	MAX	30	mA
I_H	$I_T = 100\text{ mA}$ gate open	$T_j = 25^\circ\text{C}$	MAX	15	mA
V_{TM}	$I_{TM} = 24\text{ A}$ $t_p = 380\ \mu\text{s}$	$T_j = 25^\circ\text{C}$	MAX	1.6	V
I_{DRM}	$V_D = V_{DRM}$	$T_j = 25^\circ\text{C}$	MAX	5	μA
I_{RRM}	$V_R = V_{RRM}$	$T_j = 125^\circ\text{C}$	MAX	1	mA
dV/dt	$V_D = 67\% V_{DRM}$ gate open	$T_j = 125^\circ\text{C}$	MIN	40	V/ μs

ORDERING INFORMATION

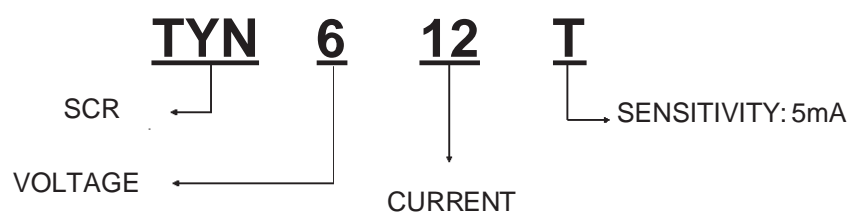


Fig. 1: Maximum average power dissipation versus average on-state current.

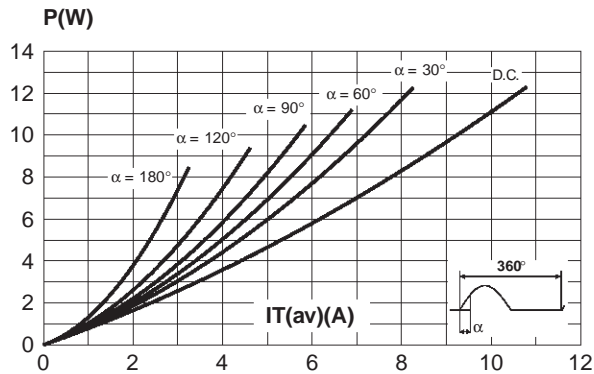


Fig. 2: Correlation between maximum average power dissipation and maximum allowable temperatures (Tamb and Tcase) for different thermal resistances haetsink + contact.

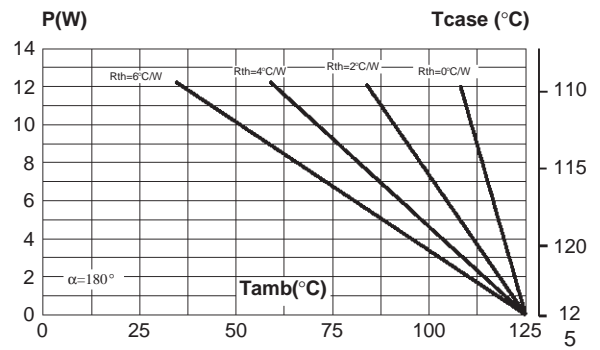


Fig. 3: Average and DC on-state current versus case temperature.

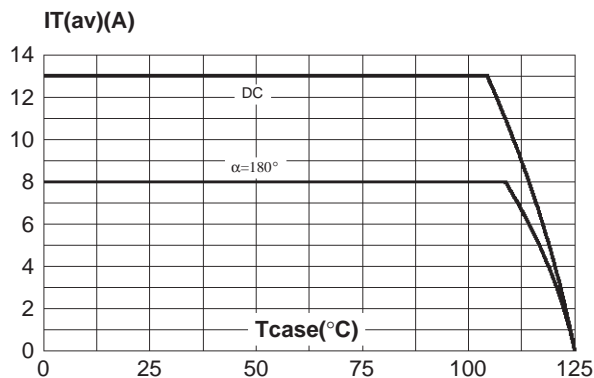


Fig. 4: Relative variation of thermal impedance junction to case versus pulse duration.

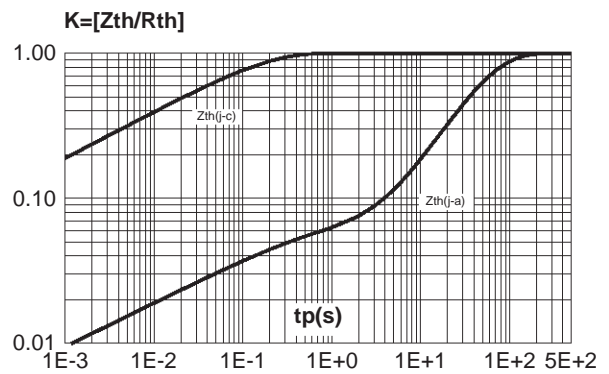


Fig. 5: Relative variation of gate trigger current and holding current versus junction temperature.

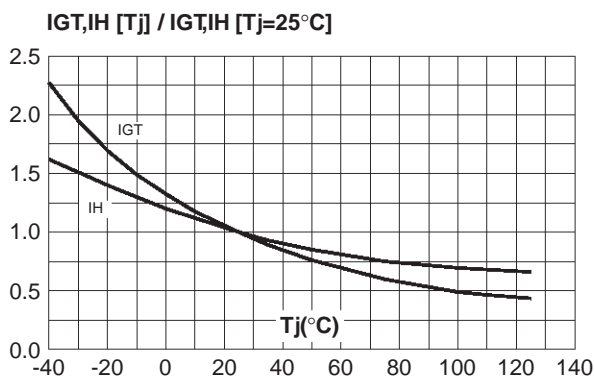


Fig. 6: Non repetitive surge peak on-state current versus number of cycles.

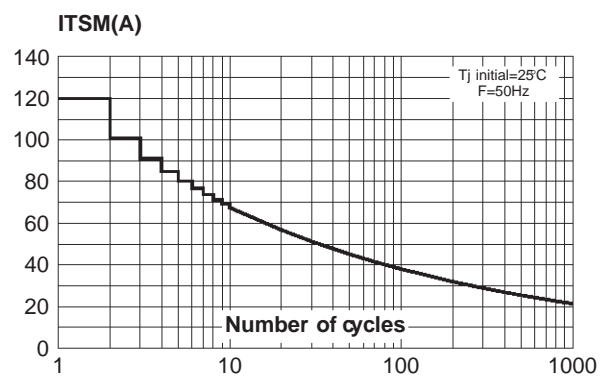


Fig. 7: Non repetitive surge peak on-state current for a sinusoidal pulse, with width $t_p < 10\text{ms}$, and corresponding value of I^2t .

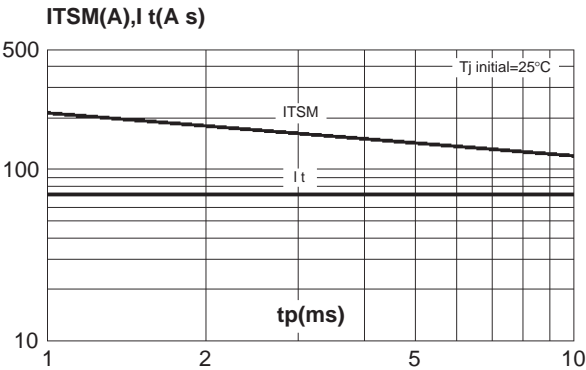
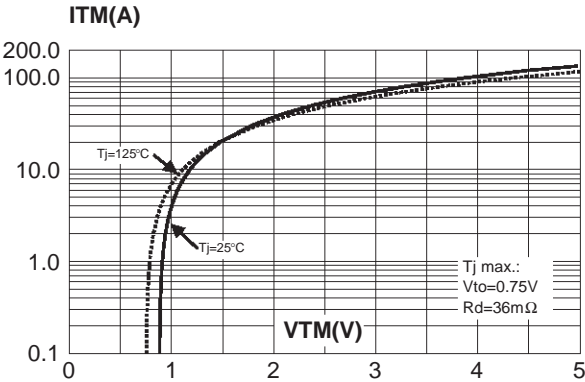
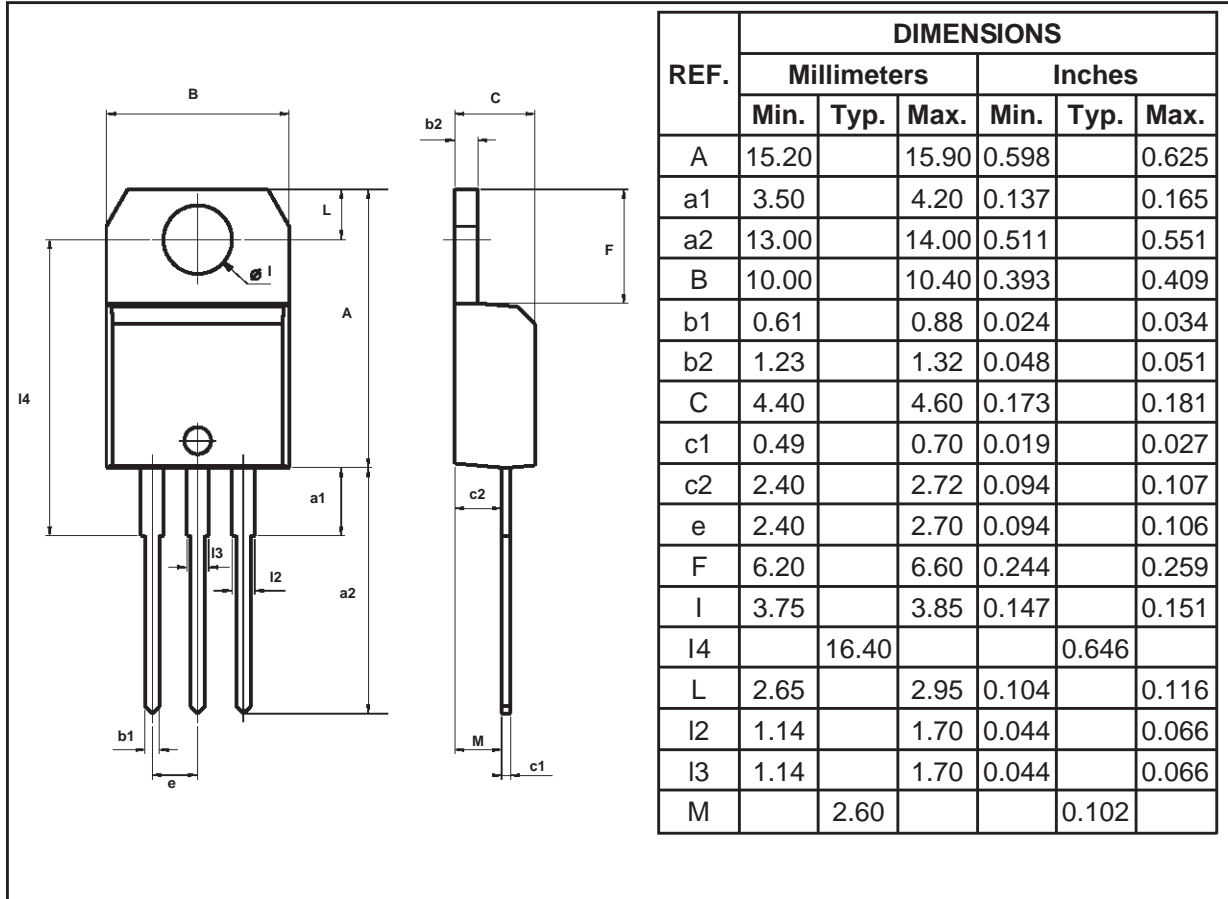


Fig. 8: On-state characteristics (maximum values).



PACKAGE MECHANICAL DATA
TO-220AB (Plastic)



Marking	Package	Weight	Base qty	Delivery mode
Type number	TO-220AB	2.3 g.	250 units	Plastic bag

- Recommended torque value: 0.8 m.N.
- Maximum torque value: 1 m.N.

Information furnished is believed to be accurate and reliable. However, STMicroelectronics assumes no responsibility for the consequences of use of such information nor for any infringement of patents or other rights of third parties which may result from its use. No license is granted by implication or otherwise under any patent or patent rights of STMicroelectronics. Specifications mentioned in this publication are subject to change without notice. This publication supersedes and replaces all information previously supplied. STMicroelectronics products are not authorized for use as critical components in life support devices or systems without express written approval of STMicroelectronics.

The ST logo is a registered trademark of STMicroelectronics

© 1998 STMicroelectronics - Printed in Italy - All rights reserved.

STMicroelectronics GROUP OF COMPANIES

Australia - Brazil - Canada - China - France - Germany - Italy - Japan - Korea - Malaysia - Malta - Mexico - Morocco - The Netherlands - Singapore - Spain - Sweden - Switzerland - Taiwan - Thailand - United Kingdom - U.S.A.

<http://www.st.com>