

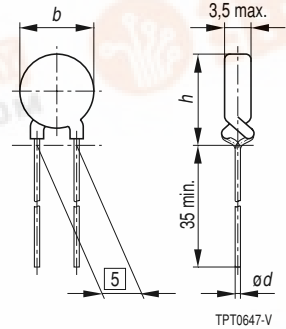
**Overcurrent Protection** B599\*5  
**Leaded Disks, Coated, 12 V, 24 V** C 935 ... C 995

**Applications**

- Overcurrent and short-circuit protection

**Features**

- Lead-free terminals
- Manufacturer's logo and type designation stamped on in white
- Low resistance
- For rated currents of up to 1,8 A
- UL approval to UL 1434 for  $V_{max} = 15 V$  and  $V_N = 12 V$  (file number E69802)
- VDE approval (license number 104843 E)



TPT0647-V

Dimensions (mm)

Type	$b_{max}$	$\varnothing d$	$h_{max}$
C 935	22,0	0,6	25,5
C 945	17,5	0,6	21,0
C 955	13,5	0,6	17,0
C 965	11,0	0,6	14,5
C 975	9,0	0,6	12,5
C 985	6,5	0,6	10,0
C 995	4,0	0,5	7,5

**Options**

- Leadless disks and leaded disks without coating available on request
- Thermistors with diameter  $b \leq 11,0 mm$  are also available on tape (to IEC 60286-2)

**Delivery mode**

- Cardboard strips (standard)
- Cardboard tape reeled or in AMMO pack on request

**General technical data**

Max. operating voltage ( $T_A = 60^\circ C$ )	$V_{max}$	30	VDC or VAC
Rated voltage	$V_N$	12, 24	VDC or VAC
Switching cycles (typ.)	$N$	100	
Reference temperature (typ.)	$T_{Ref}$	120	$^\circ C$
Resistance tolerance	$\Delta R_N$	$\pm 25\%$	
Operating temperature range ( $V = 0$ )	$T_{op}$	-40/+ 125	$^\circ C$
	$T_{op}$ ( $V = V_{max}$ )	0/+ 60	$^\circ C$

**Electrical specifications and ordering codes**

Type	$I_N$ mA	$I_S$ mA	$I_{Smax}$ ( $V = V_{max}$ ) A	$I_r$ (typ.) ( $V = V_{max}$ ) mA	$R_N$ $\Omega$	$R_{min}$ $\Omega$	Ordering code
C 935	1800	3600	10,0	170	0,3	0,2	B59935C0120A070
C 945	1300	2600	8,0	115	0,45	0,3	B59945C0120A070
C 955	850	1700	5,5	80	0,8	0,5	B59955C0120A070
C 965	600	1200	4,3	70	1,2	0,7	B59965C0120A070
C 975	450	900	3,0	60	1,8	1,1	B59975C0120A070
C 985	250	500	1,0	45	4,6	2,7	B59985C0120A070
C 995	120	240	0,7	25	13	7,8	B59995C0120A070





Overcurrent Protection

B599\*5

Leaded Disks, Coated, 12 V, 24 V

C 935 ... C 995

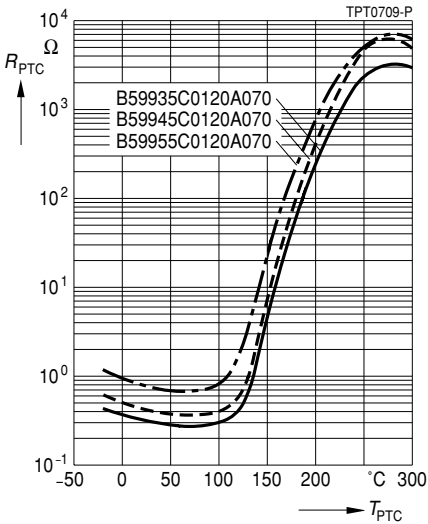
**Reliability data**

Test	Standard	Test conditions	$ \Delta R_{25}/R_{25} $
Switching test at room temperature	IEC 60738-1	$I_{Smax}$ $V_{max}$ Number of cycles: 100	< 25%
Dry heat at upper category temperature	IEC 60738-1	Storage at upper category temperature for $t$ : 1000 h	< 25%
Life test at $V_{max}/T_{op}$	IEC 60738-1	Storage at $V_{max}/T_{op}$ for $t$ : 1000 h	< 25%
Storage in damp heat	IEC 60068-2-3	Temperature of air: 40 °C Relative humidity of air: 93% Duration: 56 days	< 10%
Rapid change of temperature in air	IEC 60068-2-14, Test $N_a$	$T = T_{LCT}, T = T_{UCT}$ Number of cycles: 5 $t$ : 30 min	< 10%
Vibration	IEC 60068-2-6, Test $F_C$	$f = 10-55$ Hz $h = 0,75$ mm (respectively 10 g) $t$ : 3 · 2 h	< 5%
Bump	IEC 60068-2-27	Pulse shape: half-sine $a$ : = 50 g Pulse duration: 1 ms; 6 · 3 pulses	< 5%
Climatic sequence	IEC 60068-2-30	Dry heat: $T = T_{UCT}$ $t$ : 16 h Damp heat first cycle Cold: $T = T_{LCT}$ $t$ : 2 h Damp heat 5 cycles	< 10%

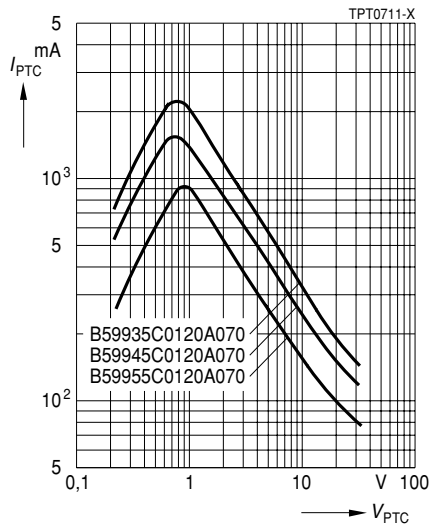


**Characteristics (typical)**

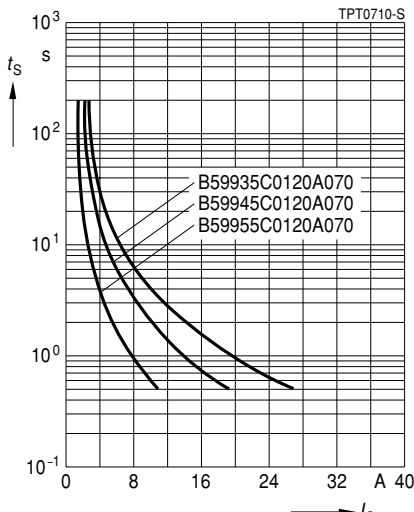
PTC resistance  $R_{PTC}$  versus  
PTC temperature  $T_{PTC}$   
(measured at low signal voltage)



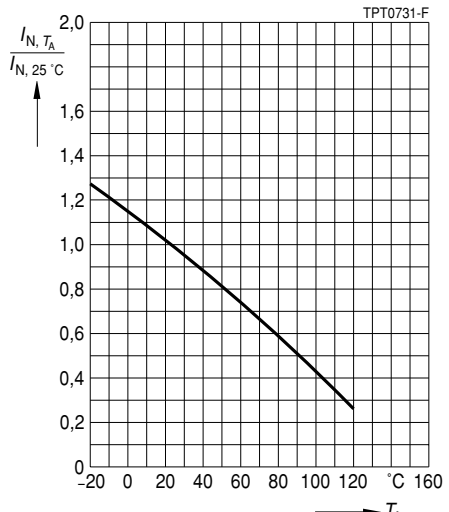
PTC current  $I_{PTC}$  versus PTC voltage  $V_{PTC}$   
(measured at 25 °C in still air)



Switching time  $t_S$  versus switching current  $I_S$   
(measured at 25 °C in still air)



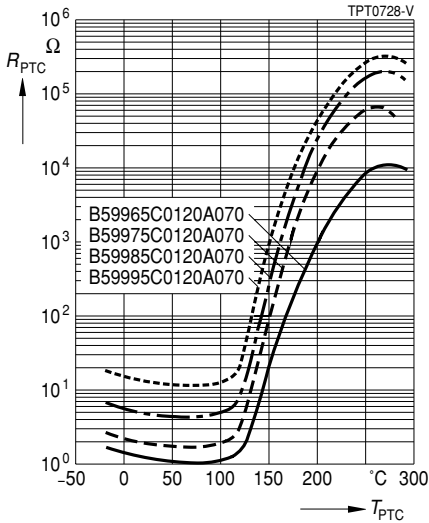
Rated current  $I_N$  versus ambient temperature  $T_A$   
(measured in still air)



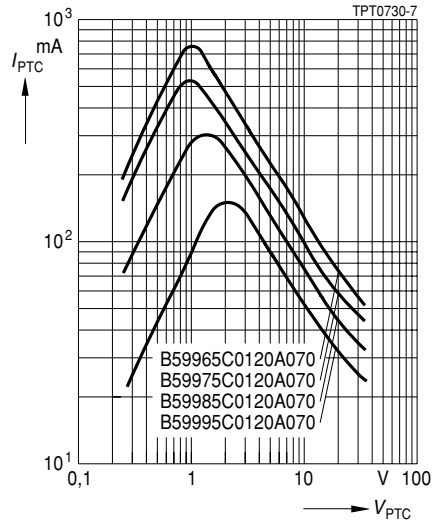


**Characteristics (typical)**

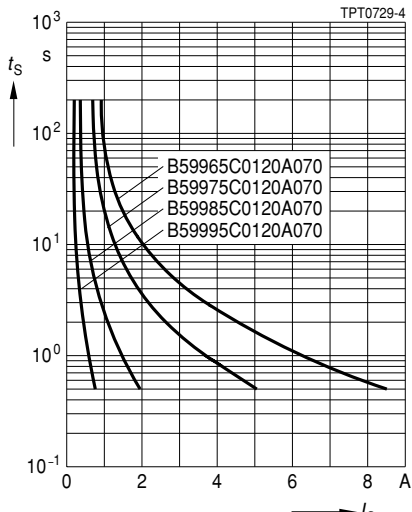
PTC resistance  $R_{PTC}$  versus  
PTC temperature  $T_{PTC}$   
(measured at low signal voltage)



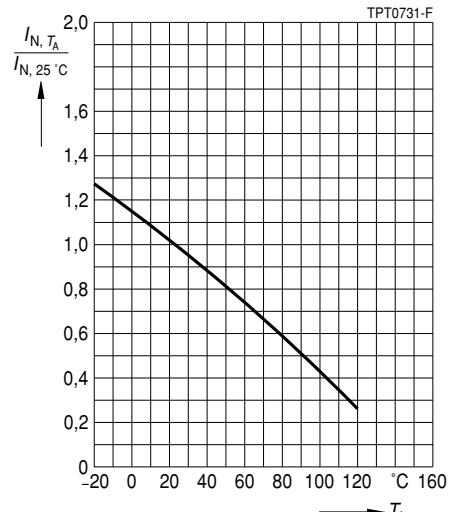
PTC current  $I_{PTC}$  versus PTC voltage  $V_{PTC}$   
(measured at 25 °C in still air)



Switching time  $t_S$  versus switching current  $I_S$   
(measured at 25 °C in still air)



Rated current  $I_N$  versus ambient temperature  $T_A$   
(measured in still air)



oder an unsere Vertriebsgesellschaften im Ausland. Bauelemente können aufgrund technischer E halten. Auskünfte darüber bitten wir unter Angabe des betreffenden Typs ebenfalls über die zuständ zuholen.

**Published by EPCOS AG**

**Corporate Communications, P.O. Box 80 17 09, 81617 Munich, GERMANY**

**☎ ++49 89 636 09, FAX (089) 636-2 26 89**

© EPCOS AG 2002. Reproduction, publication and dissemination of this brochure and the informa EPCOS' prior express consent is prohibited.

Purchase orders are subject to the General Conditions for the Supply of Products and Services of Industry recommended by the ZVEI (German Electrical and Electronic Manufacturers' Association).

This brochure replaces the previous edition.

For questions on technology, prices and delivery please contact the Sales Offices of EPCOS AG or tives.

Due to technical requirements components may contain dangerous substances. For information o also contact one of our Sales Offices.



中发网 [WWW.ZFA.CN](http://WWW.ZFA.CN)

全球最大的PDF中文下载站



**中发网**  
[www.zfa.cn](http://www.zfa.cn)

**PDF 资料下载尽在中发网**