

# YG862C10R (100V / 10A)



[200509]

## Low IR Schottky barrier diode

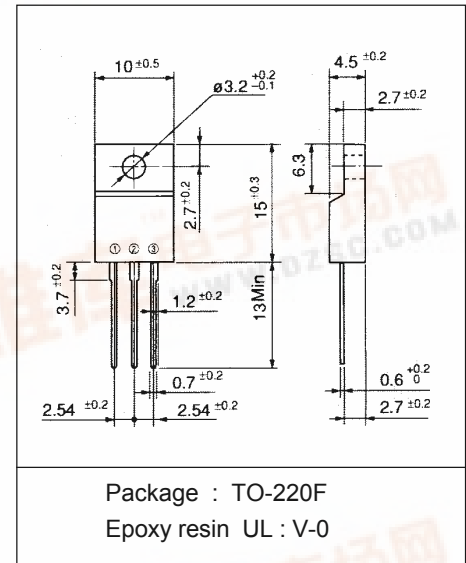
### Features

- Low IR
- Low VF
- Center tap connection

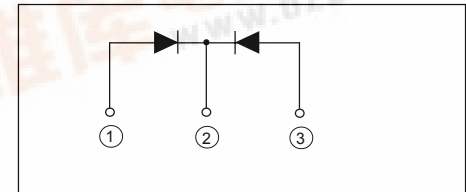
### Applications

- High frequency operation
- DC-DC converters
- AC adapter

### Outline drawings, mm



### Connection diagram



### Maximum ratings and characteristics

- Maximum ratings

Item	Symbol	Conditions	Rating	Unit
Repetitive peak surge reverse voltage	$V_{RSM}$	$t_w=500ns, duty=1/40$	100	V
Repetitive peak reverse voltage	$V_{RRM}$		100	V
Isolating voltage	$V_{iso}$	Terminals-to-Case, AC.1min.	1500	V
Average output current	$I_o$	Square wave, duty=1/2 $T_c=118^{\circ}C$	10 *	A
Non-repetitive surge current	$I_{FSM}$	Sine wave 10ms	125	A
non-repetitive reverse surge power dissipation	PRM	$t_w=10\mu s, T_j=25^{\circ}C$	330	W
Operating junction temperature	$T_j$		+150	$^{\circ}C$
Storage temperature	$T_{stg}$		-40 to +150	$^{\circ}C$

\* Out put current of center tap full wave connection

- Electrical characteristics (at  $T_a=25^{\circ}C$  Unless otherwise specified )

Item	Symbol	Conditions	Max.	Unit
Forward voltage **	$V_F$	$I_F=5A$	0.86	V
Reverse current **	$I_R$	$V_R=100V$	150	$\mu A$
Thermal resistance	$R_{th(j-c)}$	Junction to case	3.5	$^{\circ}C/W$

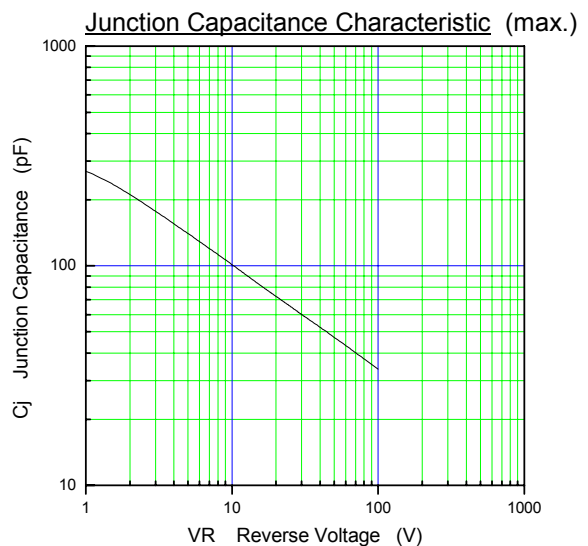
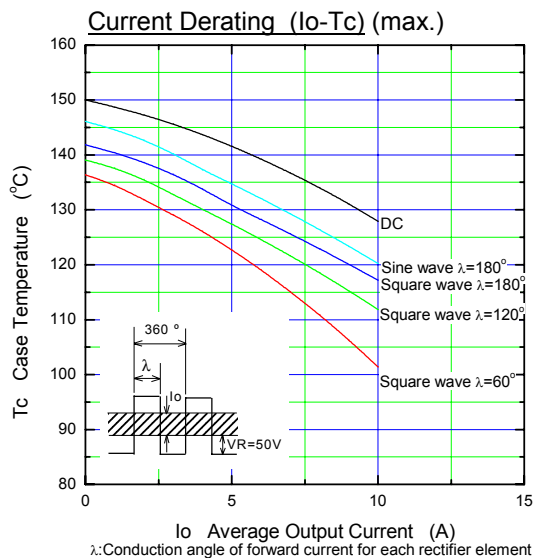
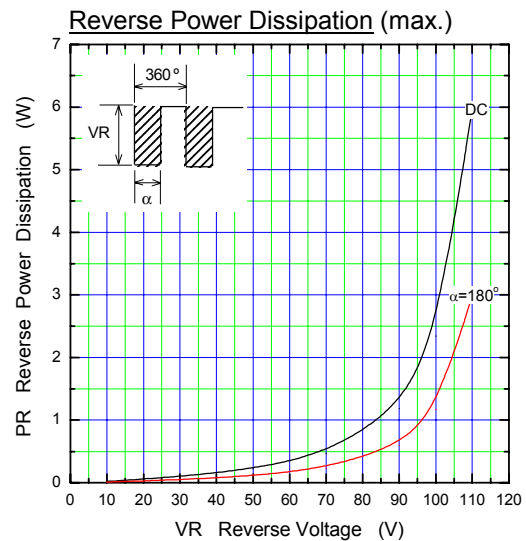
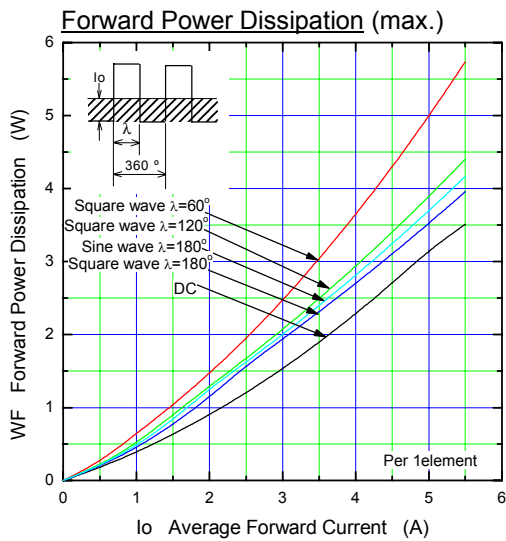
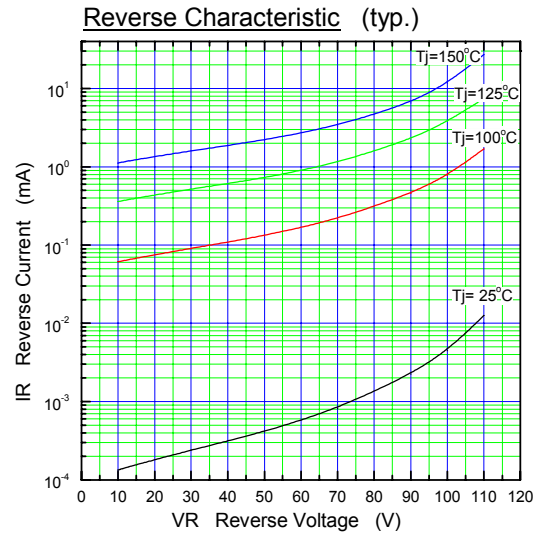
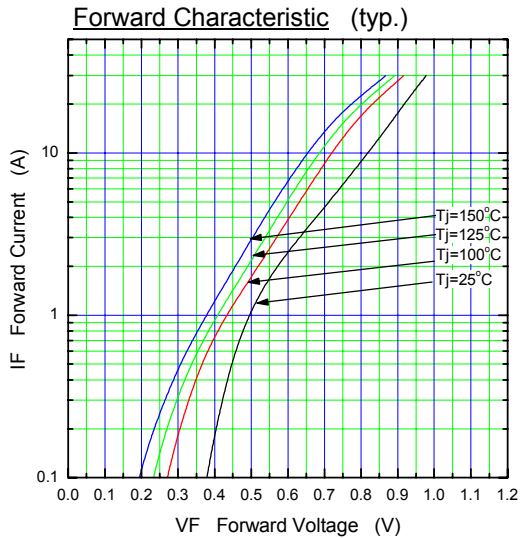
\*\*Rating per element

### Mechanical characteristics

Mounting torque	Recommended torque	0.3 to 0.5	N·m
-----------------	--------------------	------------	-----



■ Characteristics



**(100V / 10A )**

**YG862C10R (10A)**

