



# Isolated, Voltage or Current Input

## 7B41

### FEATURES

Interfaces, amplifies and filters unipolar and bipolar voltage inputs.

Module provides a precision output of either +1 V to +5 V or 0 V to +10 V.

All 7B41 series modules are mix-and-match and Hot Swappable.

### APPLICATIONS

Industrial signal conditioning

Industrial signal isolation

Industrial signal filtering

### PRODUCT OVERVIEW

The 7B Series of signal conditioners feature small size, low cost and a wide output voltage range for a variety of applications including process control and factory-floor environments. The single-channel 7B modules accept inputs from a range of transducers and are fully rated over the extended -40°C to +85°C industrial temperature range. All 7B Series modules are rated for a nominal power supply input of +24 VDC; and, for maximum flexibility, they will accept supply voltages in the +14 VDC to +35 VDC range. The input modules, with the exception of the 7B21, provide a high-level output voltage that is factory configured for either the +1 V to +5 V or 0 V to +10 V range. The 7B21 is a unity gain, isolated input module with an input/output range of +10V. Output modules are available that provide either isolated process current or isolated bipolar voltage output. Model 7B39 converts either a +1 V to +5 V input to a 4 to 20 mA output or a 0 V to +10 V input to a 0-20 mA output. The input/output ranges of the 7B39 are factory configured. The 7B22 is a unity gain module that provides an isolated +10V output signal. All modules have a universal pin-out and may be readily hot-swapped under full power without disrupting field wiring. Each module accepts analog transducer signals and transfers them to a process control or factory data collection system without the inherent noise, non-linearity, drift and extraneous voltages which frequently accompany the signals.

### FUNCTIONAL BLOCK DIAGRAM

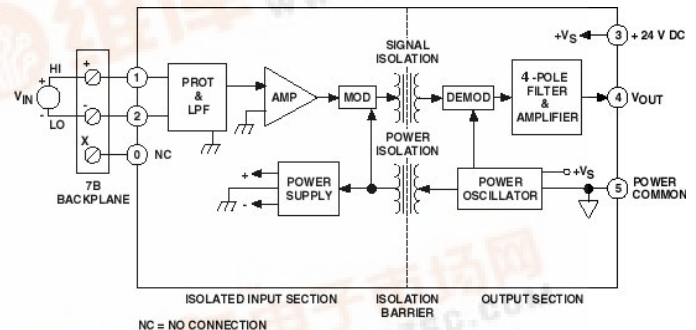


Figure 1. 7B41 Functional Block Diagram

The modules feature a maximum nonlinearity of  $\pm 0.02\%$  and are factory calibrated to guarantee a maximum accuracy specification of  $\pm 0.1\%$ .

The 7B Series offers up to 1500 V rms continuous common mode voltage isolation and 120 V rms of field wiring input protection. The power supplies necessary to drive each of the individual module's input circuitry are internally isolated, enabling the 7B Series modules to offer true channel-to-channel isolation of the input signals.

The modules directly accept analog signals from thermocouples, RTDs, current loop powered transmitters, and other process control signals. The 7B Series modules amplify, linearize, isolate, protect and convert the transducer output signals to standardized analog inputs for high-level analog I/O subsystems. The 7B Series Subsystem consists of 19-inch rack-compatible hardware (model AC 1363), with universal mounting backplane and a family of plug-in (up to 16 per backplane) input and output signal conditioning modules. Four-, eight-, and sixteen-channel backplanes are available. Each backplane incorporates screw terminals for easy power connections and field wiring, and includes a 25-pin D-type connector for interfacing the high-level single-ended voltage outputs to the user's equipment. Gold-plated sockets are provided on each channel of the backplane to ensure the reliability of each module's electrical connection.



## GENERAL DESCRIPTION

The 7B41 is a single-channel signal conditioning module that interfaces, amplifies and filters unipolar and bipolar voltage inputs and provides a protected precision output of either +1 V to +5 V or 0 V to +10 V. Model 7B41 features a nonlinearity of  $\pm 0.02\%$  maximum and an accuracy of  $\pm 0.1\%$  maximum ( $\pm 0.01\%$  typical). To accurately measure low level signals in electrically noisy environments, 1500 V rms of galvanic transformer-based isolation with a common mode rejection (CMR) of 110 dB @ 50/60 Hz and a normal mode rejection (NMR) of 100 dB @ 50/60 are provided. Rated to operate with nominal +24 VDC supply, Model 7B41 is mix-and-match and hot-swappable with other 7B Series input modules, so it can be inserted or removed from any socket in the same backplane without disturbing system power.

The floating differential input of Model 7B41 is fully protected up to 240 V rms line voltage. A one-pole 10 KHz filter preconditions the input signal prior to amplification by a low drift input amplifier. Amplitude modulation is used to implement transformer isolation (1500 V rms input-to-output

and power). Isolated front-end circuitry power is supplied by a DC/DC converter. The output section contains a four pole low pass filter (-3 dB @ 10KHz), a buffer amplifier and a power oscillator. The two-pole output filter and subsequent buffer ensures that a low noise, low impedance ( $< 1\Omega$ ) signal is available at the output to drive loads of 2 k $\Omega$  minimum.



Figure 2

## 7B41 Models Available

Model	Input Range	Output Range
7B41-01-1	0-10V	1-5V
7B41-01-2	0-10V	0-10V
7B41-02-1	+/-5V	1-5V
7B41-02-2	+/-5V	0-10V
7B41-03-1	+/-10V	1-5V
7B41-03-2	+/-10V	0-10V
7B41-04-1	0-5V	1-5V
7B41-04-2	0-5V	0-10V
7B41-05-1	0-20V	1-5V
7B41-05-2	0-20V	0-10V
7B41-06-1	+/-20V	0-10V
7B41-07-1	0-50V	1-5V
7B41-07-2	0-50V	0-10V
7B41-08-1	+/-50V	1-5V
7B41-08-2	+/-50V	0-10V

## 7B41 Specifications

### Wideband mV/V Isolated Input module (typical @ +25C and +24 Vdc)

Description	Model 7B41
<b>Range<sup>1</sup></b>	
Standard Range	+/- 5V to +/- 50V
Custom Ranges	YES
Output Range Options (RL > 2 kΩ)	1-5V or 0-10V (1)
<b>Accuracy<sup>2</sup></b>	
Initial @25C	0.01% span (0.1% max)
Nonlinearity (BSL)	+/-0.02% max
Input Ofs vs. Temp	0.5μV/C
Zero Suppression vs. Temp	0.002%Vz/C
Span vs. Temp	+/-35ppm/C
Output Ofs vs. Temp	+/-0.001% span
Input Bias Current	+/- 100 pA
<b>Input Resistance</b>	
Power On	>1M Ohm
Power Off	>1M Ohm
Overload	>1M Ohm
<b>Output Noise</b>	
5MHz Bandwidth	2mV peak

10Hz-100KHz Bandwidth	1mV rms
0.1Hz-10Hz Bandwidth	0.5uV peak
Bandwidth, -3dB (7-pole Butterworth Filter)	10 KHz (2)
Output Rise Time, 10-90% span	40 us (2)

**Common-Mode Voltage (CMV)**

Input-to-Output and Power Continues	1500 Vrms min
Common Mode Rej. (CMR)	110 dB
Normal Mode Rej. (NMR) 50/60 Hz	100 dB/dec >10 KHz (2)
Input Protection	240 Vrms, +/-35Vdc continuous
Input Transient Protection	ANSI/IEEE C37.90.1-1989
Output Resistance	<1 Ohm
Output Voltage/ Current Limit	+/-12V, +/-14mA

**Power Supply**

Voltage, Rated Performance	14-35Vdc
Current	20mA max
Sensitivity	+/-0.0001%/Vs
Mechanical Dimensions	1.663"x2.11"x0.563" (42.24mm x 53.6mm x 14.3mm)
Weight	60 gms

**Environmental**

Temperature Range, Operating	-40°C to +85°C
Temperature Range, Storage	-40°C to +85°C
Relative Humidity	0 to 90% @ +60°C non-condensing
ESD Sensitivity	IEC 801-2, Level 2
RFI Susceptibility	0.1% span max @ 158,440 MHz, 5W, 3 ft.

Warm-up time required to meet specifications is approximately 10 minutes.

(1) +/- 5V and +/- 10V output ranges are available as custom configurations.

(2) Custom Bandwidths available, Rise and Fall times, NMR frequency will vary accordingly  
*Specifications subject to change without notice.*

## PIN CONFIGURATIONS AND FUNCTIONAL DESCRIPTIONS

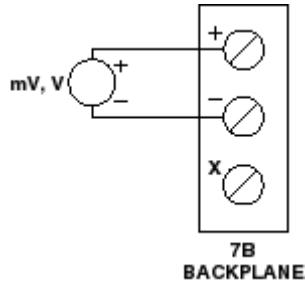


Figure 3 7B41 Input Field Connections

Table 1. Pin Function Descriptions—

Pin No.	Input Module Function	Output Module Function
0	SENSOR INPUT	NOT USED
1	INPUT HIGH	OUTPUT HIGH
2	INPUT LOW	OUTPUT LOW
3	POWER SUPPLY (DC)	POWER SUPPLY (DC)
4	OUTPUT VOLTAGE	INPUT VOLTAGE
5	OUTPUT & POWER COMMON	INPUT AND POWER COMMON

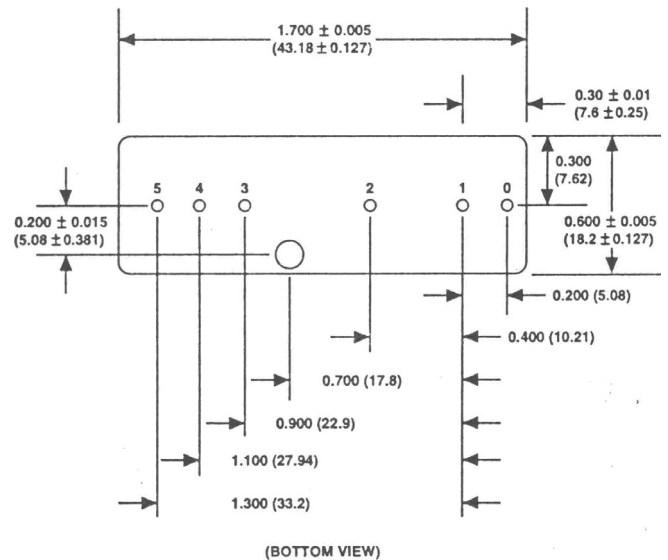


Figure 4 . Model 7B Series Module, with pin-out assignments.

### ESD CAUTION

ESD (electrostatic discharge) sensitive device. Electrostatic charges as high as 4000 V readily accumulate on the human body and test equipment and can discharge without detection. Although this product features proprietary ESD protection circuitry, permanent damage may occur on devices subjected to high energy electrostatic discharges. Therefore, proper ESD precautions are recommended to avoid performance degradation or loss of functionality.



## OUTLINE DIMENSIONS

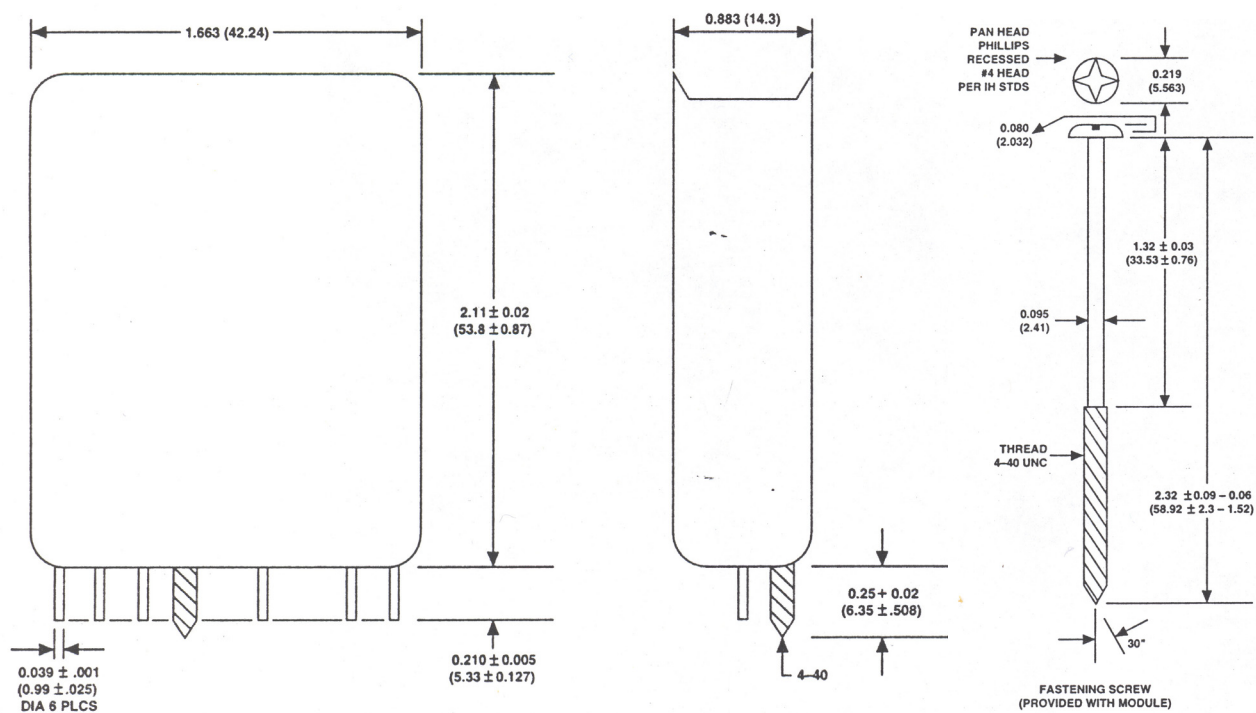


Figure 5. Outline Dimensions

**NOTES**

## NOTES



中发网 WWW.ZFA.CN



全球最大的PDF中文下载站



**中发网**  
www.zfa.cn

**PDF 资料下载尽在中发网**

中发网 WWW.ZFA.CN



全球最大的PDF中文下载站



**中发网**  
www.zfa.cn

**PDF 资料下载尽在中发网**

中发网 WWW.ZFA.CN



全球最大的PDF中文下载站



**中发网**  
www.zfa.cn

**PDF 资料下载尽在中发网**