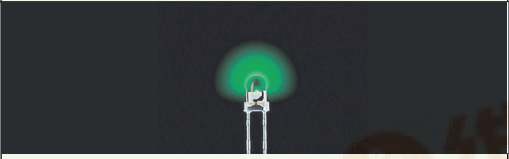


High Brightness Type $\phi 3.1$ Circular Type LED Lamps (Wide Focus Type 2θ 1/2:40°)

SLA-360 Series

Shape	Emitting Surface Dimension (mm)	Green	Red
		GaP	GaAlAs on GaAs
		563nm	660nm (single)
Circular Type	$\phi 3.1$		
		SLA-360MT	SLA-360LT

Absolute Maximum Ratings (Ta=25°C)

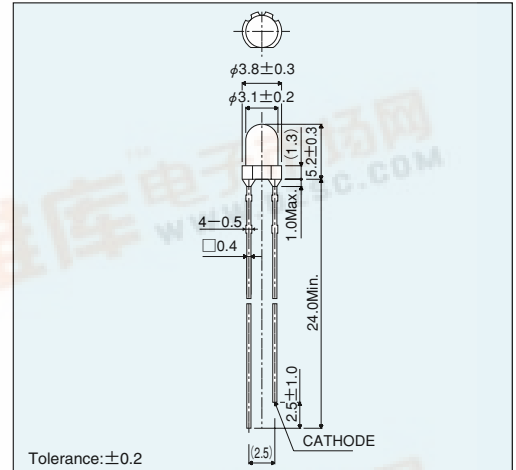
Part No.	Emitting color	Power dissipation P_D (mW)	Forward current I_F (mA)	Peak forward current * I_{FP} (mA)	Reverse voltage V_R (V)	Operating temperature T_{opr} (°C)	Storage temperature T_{stg} (°C)
SLA-360MT	Green	75	25	60	4	-25 to +85	-30 to +100
SLA-360LT	Red	100	50	75	4		

* I_{FP} measured under duty $\leq 1/5$, pulse width ≤ 1 ms.

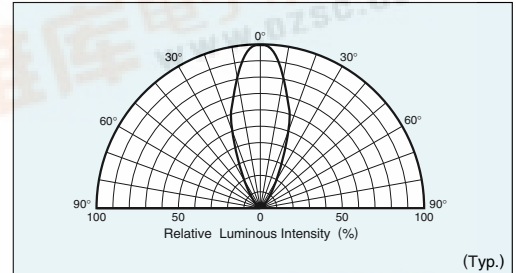
Electrical Optical Characteristics (Ta=25°C)

Part No.	Resin Color	Forward voltage V_F		Reverse current I_R		Light wavelength			Brightness I_v		
		Typ. (V)	I_F (mA)	Max. (μA)	V_R (V)	Peak λ_p (nm)	Half-wave $\Delta\lambda$ (nm)	I_F (mA)	Min. (mcd)	Typ. (mcd)	I_F (mA)
SLA-360MT	Transparent	2.2	20	10	4	563	40	20	42	100	20
SLA-360LT	Clear	1.75	20	100	4	660	25	20	20	47	20

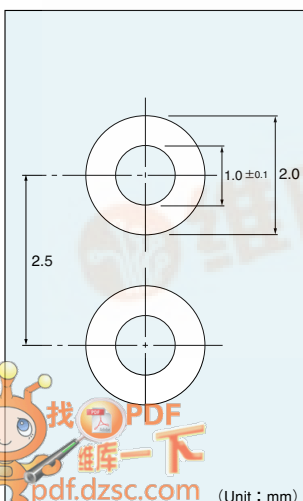
External Dimensions (Unit : mm)



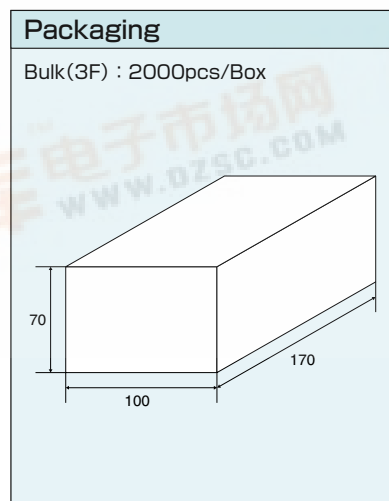
Directivity



Recommended Pad Layout

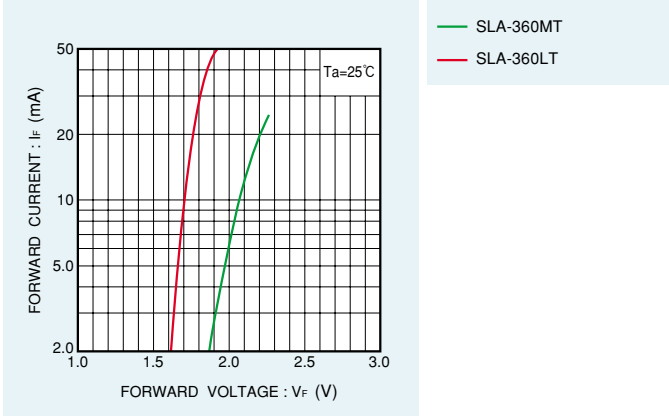


Packaging Specifications (Unit : mm)

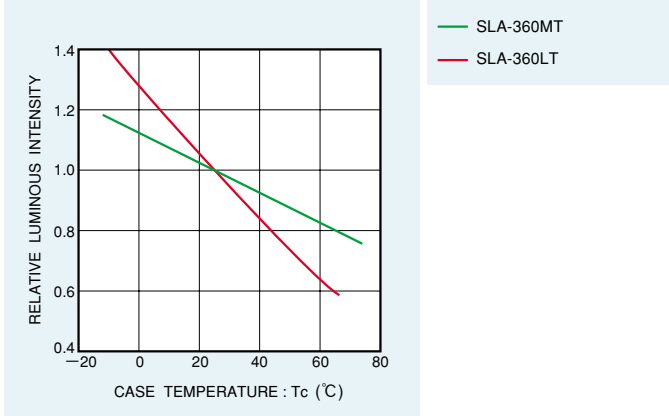


Electrical Characteristic Curves

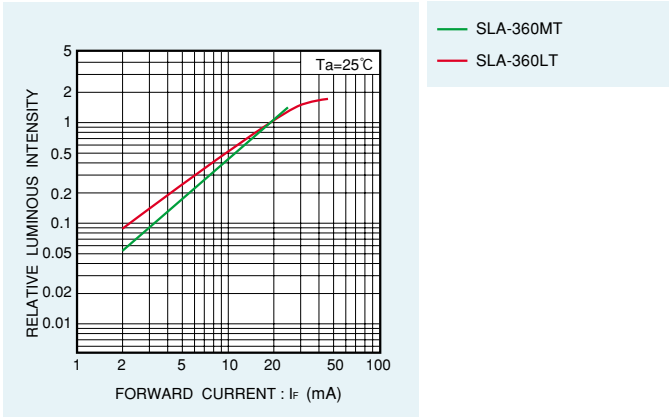
Forward Current - Forward Voltage



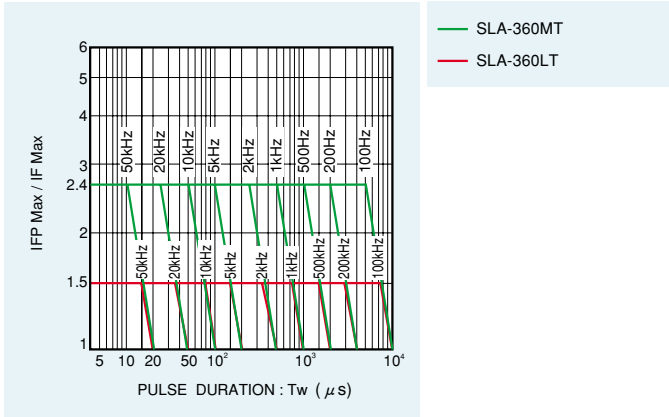
Relative Luminous Intensity - Case Temperature



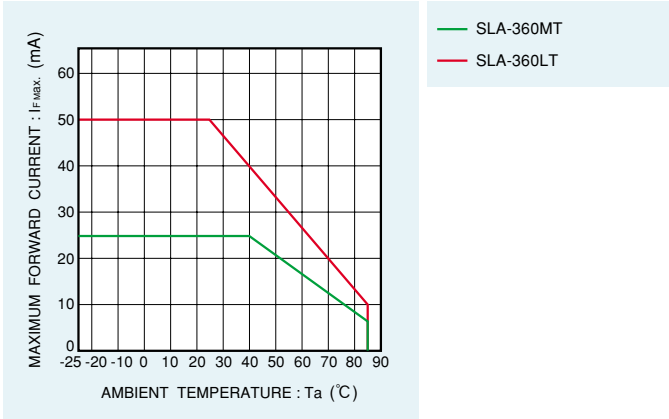
Relative Luminous Intensity - Forward Current



Ratio of Maximum Tolerable Peak Current - Pulse Duration



Derating



Notes

- No technical content pages of this document may be reproduced in any form or transmitted by any means without prior permission of ROHM CO.,LTD.
- The contents described herein are subject to change without notice. The specifications for the product described in this document are for reference only. Upon actual use, therefore, please request that specifications to be separately delivered.
- Application circuit diagrams and circuit constants contained herein are shown as examples of standard use and operation. Please pay careful attention to the peripheral conditions when designing circuits and deciding upon circuit constants in the set.
- Any data, including, but not limited to application circuit diagrams information, described herein are intended only as illustrations of such devices and not as the specifications for such devices. ROHM CO.,LTD. disclaims any warranty that any use of such devices shall be free from infringement of any third party's intellectual property rights or other proprietary rights, and further, assumes no liability of whatsoever nature in the event of any such infringement, or arising from or connected with or related to the use of such devices.
- Upon the sale of any such devices, other than for buyer's right to use such devices itself, resell or otherwise dispose of the same, no express or implied right or license to practice or commercially exploit any intellectual property rights or other proprietary rights owned or controlled by
- ROHM CO., LTD. is granted to any such buyer.
- Products listed in this document are no antiradiation design.

The products listed in this document are designed to be used with ordinary electronic equipment or devices (such as audio visual equipment, office-automation equipment, communications devices, electrical appliances and electronic toys).

Should you intend to use these products with equipment or devices which require an extremely high level of reliability and the malfunction of which would directly endanger human life (such as medical instruments, transportation equipment, aerospace machinery, nuclear-reactor controllers, fuel controllers and other safety devices), please be sure to consult with our sales representative in advance.

About Export Control Order in Japan

Products described herein are the objects of controlled goods in Annex 1 (Item 16) of Export Trade Control Order in Japan.

In case of export from Japan, please confirm if it applies to "objective" criteria or an "informed" (by MITI clause) on the basis of "catch all controls for Non-Proliferation of Weapons of Mass Destruction.