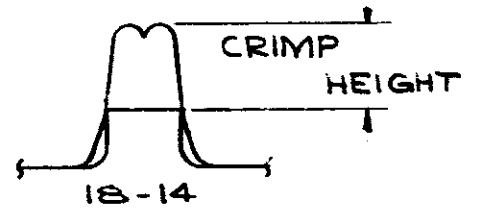
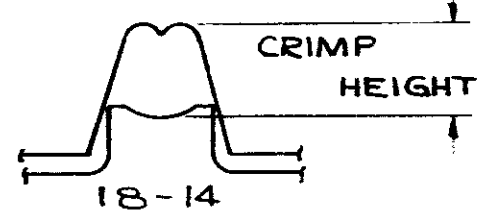


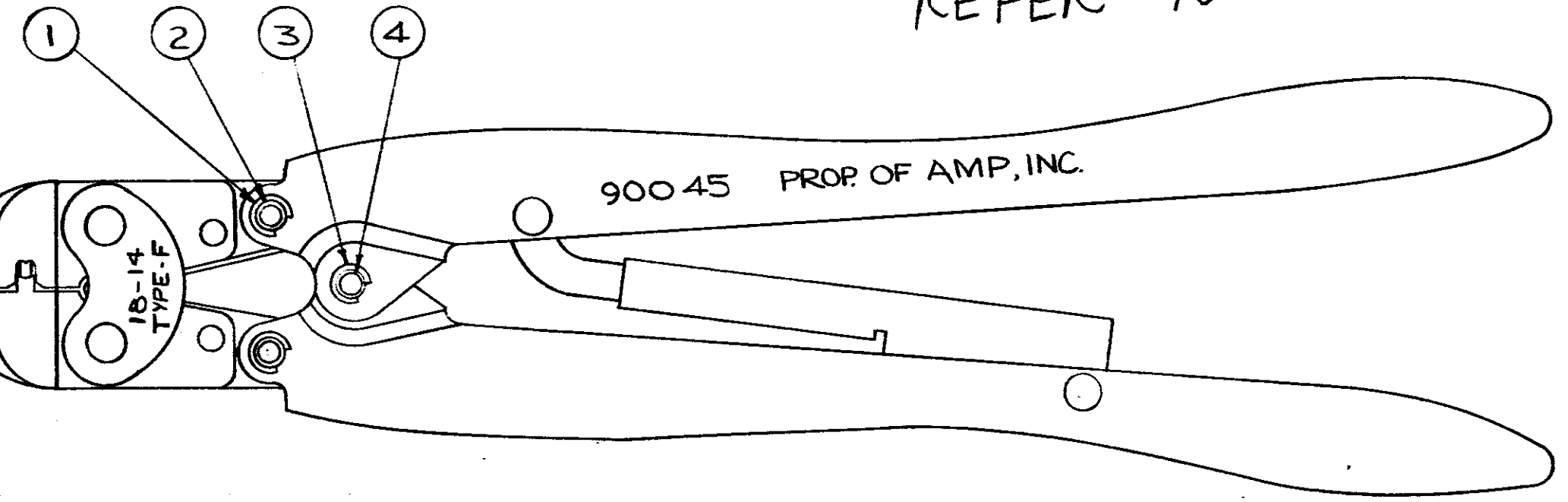
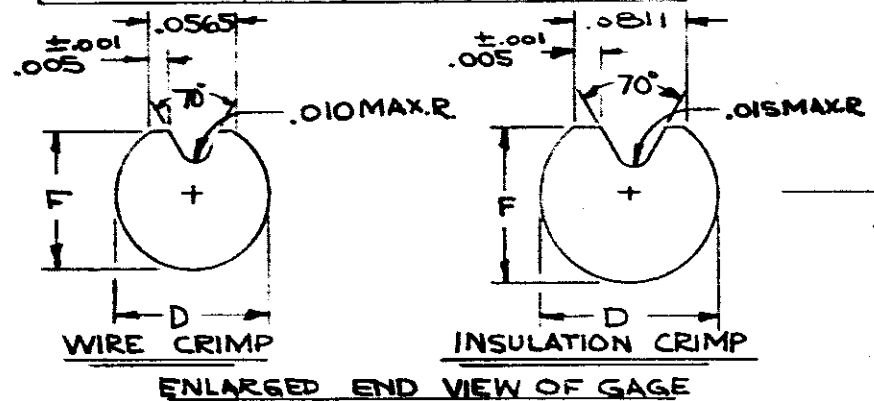
INACTIVE
REFER TO IS SHEET 1851



WIRE CRIMP GAGE				TERMINAL CRIMP HEIGHT
CRIMP SYMBOL	DIM.	GO	NO GO	
18-14	F	.0544	.0594	.0615 / .0565
	D	.0691	.0728	



INSULATION CRIMP GAGE				TERMINAL CRIMP HEIGHT
CRIMP SYMBOL	DIM.	GO	NO GO	
18-14	F	.0959	.1139	.1180 / .0980
	D	.1131	.1284	



INACTIVE - REFER TO I.S. - 1851
11/8/77

- NOTES:
1. CRIMP GAGE DIMENSIONS APPLY WHEN TOOL IS CLOSED OR BOTTOMED BUT NOT UNDER PRESSURE.
 2. FOR REPLACEMENT OF PARTS OTHER THAN PINS AND SNAP RINGS, TOOL IS TO BE RETURNED TO AMP INC., HARRISBURG, PENNA TO INSURE PROPER CERTI-CRIMP ADJUSTMENT.
 3. FOR TOOL USAGE, SEE INSTRUCTION SHEET NO. 15-1851.
 4. HAND TOOL CAN BE CHECKED BY MEASURING TERMINAL CRIMP HEIGHT.

QTY	MA	DESCRIPTION	ITEM NO
	1 MA	300449 PIN-RETAINING	4
	2 MA	300387 RING-RETAINING	3
	2 MA	300432 PIN-RETAINING	2
	4 -	21045-3 RING-RETAINING	1

INACTIVE

DIMENSIONS IN INCHES. DO NOT SCALE PRINT.

NUMBER C-90045	REQUIRED PER ASSEMBLY		DWG NUMBER 90045		©1962 BY AMP INCORPORATED. ALL RIGHTS RESERVED. AMP PRODUCTS COVERED BY PATENTS AND/OR PATENTS PENDING.		CUSTOMER COPY REFERENCE ONLY	
	DR J.E. Shady 11/15/62		MATERIAL AND FINISH //		AMP INCORPORATED HARRISBURG, PENNA		CLASS	
	CHK Melman 12-63		WIRE - RANGE - INSULATION // //		TYPE		LCC NO R B C-90045	
	DE J. P. ... 1-7-63		TOLERANCE EXCEPT AS NOTED ± .015 - .005		SCALE //		REV A	
APP J. P. ... 1-7-63		NAME DOUBLE ACTION HAND TOOL						
INACTIVE PER ECN HT-1113		REVISION RECORD		DESCRIPTION				

PRINT 58