

## UTC9018 NPN EPITAXIAL PLANAR TRANSISTOR

AM/FM AMPLIFIER, LOCAL  
OSCILLATOR OF FM/VHF  
TUNER

### FEATURES

\*High Current Gain Bandwidth Product

$f_T=1.1\text{GHz}$  (Typ)



TO-92

1:EMITTER 2:BASE 3:COLLECTOR

### ABSOLUTE MAXIMUM RATINGS (Ta=25°C, unless otherwise noted)

PARAMETER	SYMBOL	VALUE	UNIT
Collector-Base Voltage	$V_{CB0}$	30	V
Collector-Emitter Voltage	$V_{CE0}$	15	V
Emitter-Base Voltage	$V_{EB0}$	5	V
Collector Current	$I_C$	50	mA
Collector Power Dissipation	$P_C$	400	mW
Storage Temperature	$T_{stg}$	-55 ~ +150	°C
Junction Temperature	$T_J$	150	°C

### ELECTRICAL CHARACTERISTICS (Ta=25°C)

PARAMETER	SYMBOL	TEST CONDITIONS	MIN	TYP	MAX	UNIT
Collector-Base Breakdown Voltage	$BV_{CBO}$	$I_C=100\mu\text{A}$ , $I_E=0$	30			V
Collector-Emitter Breakdown Voltage	$BV_{CEO}$	$I_C=1\text{mA}$ , $I_E=0$	15			V
Emitter-Base Breakdown Voltage	$BV_{EBO}$	$I_E=100\mu\text{A}$ , $I_C=0$	5			V
Collector Cut-Off Current	$I_{CBO}$	$V_{CE}=12\text{V}$ , $I_E=0$			50	nA
Collector-Emitter Saturation Voltage	$V_{CE(sat)}$	$I_C=10\text{mA}$ , $I_E=1\text{mA}$			0.5	V
DC Current Gain	$h_{FE}$	$V_{CE}=5\text{V}$ , $I_C=1\text{mA}$	28	100	198	
Current Gain Bandwidth Product	$f_T$	$V_{CE}=5\text{V}$ , $I_C=5\text{mA}$	700	1100		MHz
Output Capacitance	$C_{ob}$	$V_{CE}=10\text{V}$ , $I_E=0$ , $f=1\text{MHz}$		1.3	1.7	pF

### CLASSIFICATION of $h_{FE}$

RANK	D	E	F	G	H	I
RANGE	28-45	39-60	54-80	72-108	97-146	132-198

UTC UNISONIC TECHNOLOGIES CO. LTD

UTC9018

NPN EPITAXIAL PLANAR TRANSISTOR

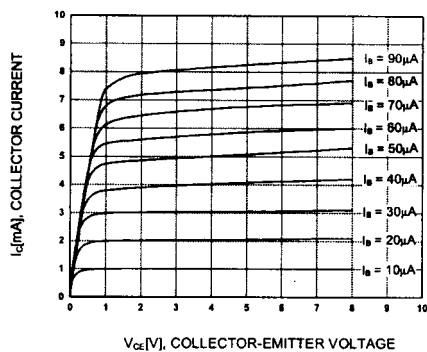


Figure 1. Static Characteristic

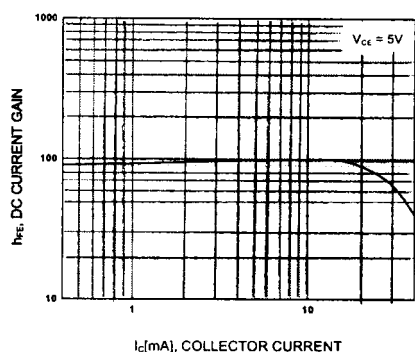


Figure 2. DC current Gain

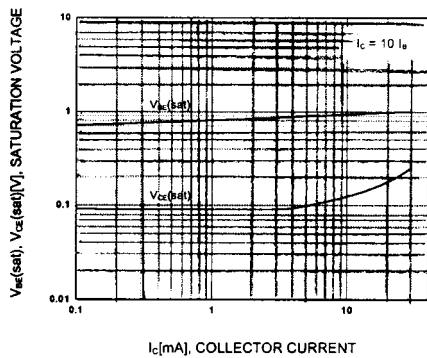


Figure 3. Base-Emitter Saturation Voltage  
Collector-Emitter Saturation Voltage

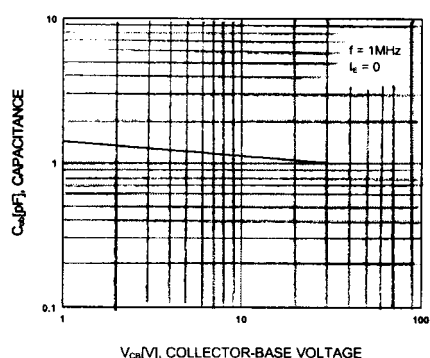


Figure 4. Output Capacitance

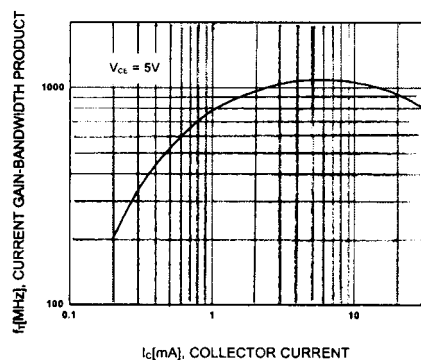


Figure 5. Current Gain Bandwidth Product

UTC assumes no responsibility for equipment failures that result from using products at values that exceed, even momentarily, rated values (such as maximum ratings, operating condition ranges, or other parameters) listed in products specifications of any and all UTC products described or contained herein. UTC products are not designed for use in life support appliances, devices or systems where malfunction of these products can be reasonably expected to result in personal injury. Reproduction in whole or in part is prohibited without the prior written consent of the copyright owner. The information presented in this document does not form part of any quotation or contract, is believed to be accurate and reliable and may be changed without notice.