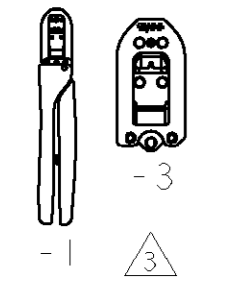
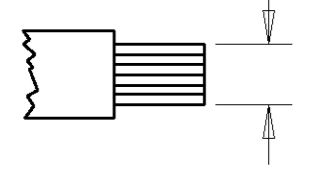
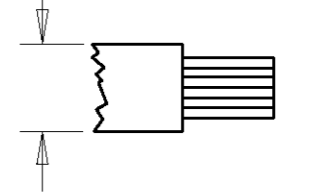
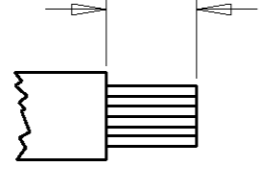


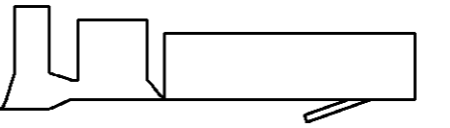
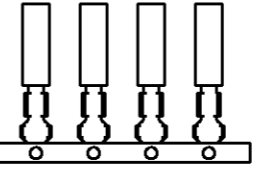




THIS DRAWING IS UNPUBLISHED. RELEASED FOR PUBLICATION
 BY AMP INCORPORATED. ALL RIGHTS RESERVED.

LOC	DIST	REVISIONS					
A	40	P	LTR	DESCRIPTION	DATE	DWN	APVD
		A3		ADD -3 HEAD SUB-ASSEMBLIES	17MAR04	JJG	RLS

TOOL NUMBER 	WIRE SIZE mm ² [AWG] 	INSULATION DIAMETER mm [in.] 	STRIP LENGTH mm [in.] 	CRIMP HEIGHT mm [in.] 	CONTACT PART NUMBERS 		CONTACT DESCRIPTION	APPLICATION SPECIFICATION
					LOOSE PIECE 	STRIP FORM 		
91558-1 91558-3	0.50 [20]	1.80-2.80 [.071-.110]	3.8-4.8 [.150-.189]	1.05-1.22 [.041-.048]	175218-[] 175289-[]	175196-[] 175286-[]	DYNAMIC Series D-3(L) Contacts	114-5148
	0.85 [18]			1.05-1.32 [.041-.052]				
	1.25 [16]	1.35-1.52 [.053-.060]						
91559-1 91559-3	0.20 [24]	1.20-1.60 [.047-.063]	3.8-4.8 [.150-.189]	0.90-1.08 [.035-.043]	175217-[] 175288-[]	175195-[] 175285-[]	DYNAMIC Series D-3(M) Contacts	114-5148
	0.30 [22]			0.97-1.13 [.038-.044]				
	0.50 [20]	0.97-1.24 [.038-.049]						
91560-1 91560-3	1.23-1.42 [16]	2.20-2.80 [.087-.110]	4.3-5.3 [.169-.209]	1.34-1.52 [.053-.060]	917511-[] 917512-[]	917484-[] 917485-[]	DYNAMIC Series D-3(2L) Contacts	114-5148
	1.94-2.20 [14]			1.57-1.76 [.062-.069]				
91561-1 91561-3	1.23-1.42 [16]	3.10-3.30 [.122-.130]	4.3-5.3 [.169-.209]	1.34-1.52 [.053-.060]	353718-[] 353717-[]	353716-[] 353715-[]	DYNAMIC Series D-3(3L) Contacts	114-5148
	1.94-2.20 [14]			1.57-1.76 [.062-.069]				
91565-1 91565-3	0.08 [28]	0.80-1.20 [.031-.047]	3.8-4.8 [.150-.189]	0.67-0.96 [.026-.038]	175216-[] 175287-[]	175194-[] 175284-[]	DYNAMIC Series D-3(S) Contacts	114-5148
	0.12 [26]			0.67-0.98 [.026-.039]				
	0.20 [24]	0.84-1.03 [.033-.041]						
91576-1 91576-3	0.09-0.12 [28-26]	0.88-1.30 [.035-.051]	2.9-3.9 [.114-.154]	0.58-0.7 [.023-.028]	1318108-[] 1318112-[]	1318106-[] 1318110-[]	DYNAMIC Series D-2(S) Contacts	114-5258
	0.2 [24]			0.64-0.77 [.025-.030]				
91595-1 91595-3	0.3-0.5 [22-20]	1.26-1.80 [.050-.071]	2.9-3.9 [.114-.154]	0.87-1.03 [.034-.041]	1318107-[] 1318111-[]	1318105-[] 1318109-[]	DYNAMIC Series D-2(M) Contacts	114-5258
	0.85 [18]			1.06-1.24 [.042-.049]				
91596-1 91596-3	0.50 - 1.15 [20-18]	1.80-2.83 [.071-.111]	4.3-4.8 [.169-.189]	1.35-1.50 [.053-.059]	1318986-6	1318985-6	DYNAMIC Series D-5(SS) Contacts	114-5206
	1.15-1.42 [16]			1.55-1.70 [.061-.067]				

 LIST OF APPLIED CONTACT PART NUMBERS MAY NOT BE COMPLETE AND IS SUBJECT TO CHANGE. FOR CURRENT INFORMATION ON TERMINAL PART NUMBERS, CONTACT THE TOOLING ASSISTANCE CENTER : 1-800-722-1111.

 -1 IS A CERTICRIMP II HAND TOOL ASSEMBLY.
 -3 IS A CERTICRIMP II HEAD SUB-ASSEMBLY.

2. AMP, CERTI-CRIMP, and DYNAMIC are trademarks.

THIS DRAWING IS A CONTROLLED DOCUMENT FOR AMP INCORPORATED. IT IS SUBJECT TO CHANGE AND THE CONTROLLING ENGINEERING ORGANIZATION SHOULD BE CONTACTED FOR THE LATEST REVISION.		DWN J. GULA 18FEB2002	AMP Tyco Electronics Harrisburg, PA 17105-3608
DIMENSIONS: mm		CHK J. GULA 18FEB2002	
TOLERANCES UNLESS OTHERWISE SPECIFIED:		APVD R. SCHAEFFER 18FEB2002	NAME CERTI-CRIMP II TOOL DATA SHEET DYNAMIC SERIES CONNECTORS
0 PLC ± 1 PLC ± 2 PLC ± 3 PLC ± 4 PLC ± ANGLES ±		PRODUCT SPEC -	SIZE A2
MATERIAL - FINISH -		APPLICATION SPEC -	CAGE CODE 00779
		WEIGHT -	DRAWING NO 1583006
		CUSTOMER DRAWING	SCALE - SHEET 1 OF 1 REV A3