



COAXIAL CABLE SYSTEMS

COAXIAL CABLES


**NON-PLENUM
RoHS COMPLIANT**




Alpha Part No.: **9217**




Alpha Part No.: **9316**




Alpha Part No.: **9807**



Alpha Part No.: **9223**



Alpha Part No.: **9851C**



Alpha Part No.: **9808**

PRODUCT DESCRIPTION

Alpha Part No. Type	Inner Conductor			Dielectric		Shield		Jacket		UL Style No.	VP %	Capacitance pF/ft (pF/m)	Specifica- tions
	AWG (mm ²)	Strand (mm)	Mat'l.♦	Mat'l.♦	Diameter In. (mm)	Mat'l.♦	Nom. Cov., %	Mat'l.♦	Diameter In. (mm)				
9217 217/U	10 (5,26)	Solid	BC	PE	0.370 (9,40)	Double C Braid	99	Black NCV	0.545 (13,84)	—	66	29.5 (96,8)	MIL-C-17D Type
9223 223/U	19 (0,65)	Solid	SC	PE	0.116 (2,94)	Double SC Braid	99	Black NCV	0.212 (5,38)	—	66	31.5 (103,3)	MIL-C-17D Type
9316 316/U	26 (0,15)	7/0.0067 (7 x 0,17)	SCCS	TFE	0.060 (1,52)	SC	93	FEP	0.098 (2,48)	—	70	30 (98,43)	—
9851C Thick Ethernet	.0855 (2,17)	Solid	BC	FPE	0.247 (6,27)	A/P/A+ TC Braid + A/P/A + TC Braid	100 95 100 95	Yellow V	0.405 (10,28)	—	78	26.0 (85,0)	UL Standard 13, Type CL2
9807 Video	20 (0,52)	Solid	BC	PE	0.200 (5,08)	Double TC Braid	99	Black PE	0.304 (7,72)	—	66	20.7 (67,9)	100% Sweep Test @ 5 to 300 MHz, JAN-C-17A
9808 Video	20 (0,52)	Solid	BC	PE	0.200 (5,08)	Double TC Braid	98	Clear PE Indoor	0.304 (7,72)	—	66	21.0 (68,9)	100% Sweep Test @ 5 to 300 MHz, JAN-C-17A

♦Refer to Materials Abbreviation Guide on Page 283

ATTENUATION LEVELS

- See Chart on Page 288

SPECIFICATIONS

- RoHS Compliant



AVAILABILITY

- See Page 287 for available put-ups



Toll Free: 1-800-52 ALPHA • Telephone: 908-925-8000 • Fax: 908-925-6923
Europe/UK Telephone: +44 (0) 1932 772422 • Europe/UK Fax: +44 (0) 1932 772433

Web Site: www.alphawire.com
Email: info@alphawire.com