

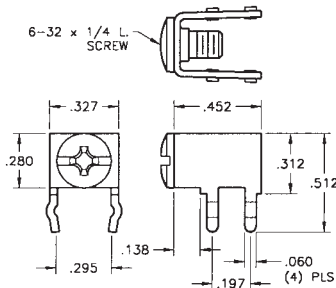

## PC MOUNT SCREW TERMINALS

These easy-to-mount, multipurpose screw type terminals are a practical, low-cost alternative to PC screw type edge connectors, barrier blocks, terminal boards and terminal strips. Steadfast and easy to install, will accommodate solid or stranded wire, crimp type terminals or lugs. Multi-placement of these low-profile terminals make them ideally suited for high density packaging. Supplied unassembled or with screw installed and captivated.

### PRINCIPAL FEATURES

- Low profile
- Stable, no-rock design with exclusive anti-rotational feature
- Easily mounts with four legs into pre-drilled or punched holes
- Accepts 14-22 AWG solid or stranded wire, crimp type terminals or lugs
- Ideally suited for high-density packaging
- Available in horizontal or vertical mounting
- Space-saving and time saving
- Easy accessibility for PC board testing
- Binding screw is positioned above board level to avoid wicking during wave soldering
- Terminals are made of Brass with Tin Plate
- Supplied with a combination drive 6-32 binding head screw

**New** Color coded screws available (add color screw suffix to Cat. No.)

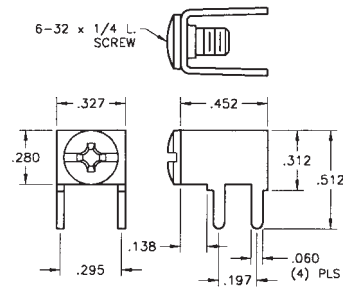
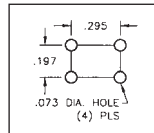


**CAT. NO. 7779** (Supplied Less Screw)  
**CAT. NO. 7690** (Screw Supplied Unassembled)  
**CAT. NO. 7692** (Screw Installed & Captivated)

### HORIZONTAL TYPE

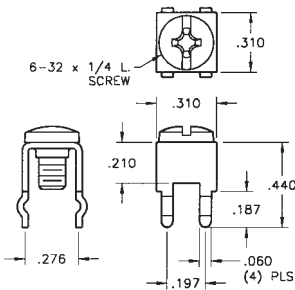
**SPECIFICATIONS**  
**Rated:** 15 Amps  
**Terminal:** .032 Thick Brass, Tin Plate  
**Binding Head Screw:** Brass, Nickel Plate

#### Mounting Detail



**CAT. NO. 7781** (Supplied Less Screw)  
**CAT. NO. 8190** (Screw Supplied Unassembled)  
**CAT. NO. 7700** (Screw Installed & Captivated)

**New** Color coded screws available (add color screw suffix to Cat. No.)

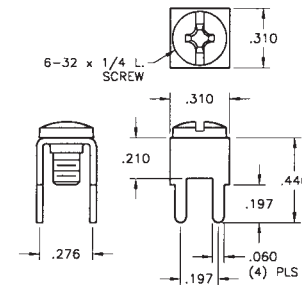
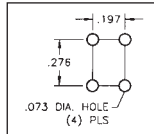


**CAT. NO. 7780** (Supplied Less Screw)  
**CAT. NO. 7691** (Screw Supplied Unassembled)  
**CAT. NO. 7693** (Screw Installed & Captivated)

### VERTICAL TYPE

**SPECIFICATIONS**  
**Rated:** 15 Amps  
**Terminal:** .032 Thick Brass, Tin Plate  
**Binding Head Screw:** Brass, Nickel Plate

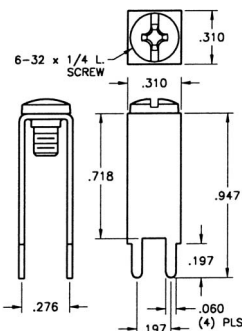
#### Mounting Detail



**CAT. NO. 7782** (Supplied Less Screw)  
**CAT. NO. 8191** (Screw Supplied Unassembled)  
**CAT. NO. 7701** (Screw Installed & Captivated)

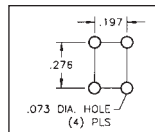
**New** Color coded screws available (add color screw suffix to Cat. No.)

### EXTENDED



**CAT. NO. 7789** (Supplied Less Screw)  
**CAT. NO. 7697** (Screw Supplied Unassembled)  
**CAT. NO. 7699** (Screw Installed & Captivated)

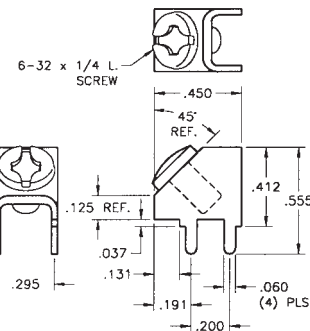
#### Mounting Detail



### 45°

**SPECIFICATIONS**  
**Rated:** 15 Amps  
**Terminal:** .032 Thick Brass, Tin Plate  
**Binding Head Screw:** Brass, Nickel Plate

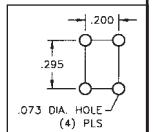
**New** Color coded screws available (add color screw suffix to Cat. No.)



**CAT. NO. 7783** (Supplied Less Screw)  
**CAT. NO. 8189** (Screw Supplied Unassembled)  
**CAT. NO. 7702** (Screw Installed & Captivated)



#### Mounting Detail





Designers' Choice

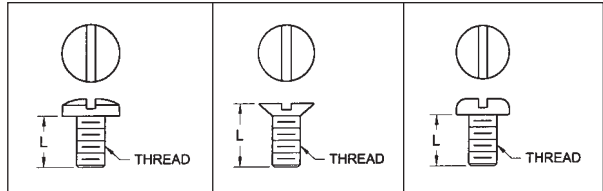
# NEW PRODUCT BULLETIN

## MACHINE SCREWS

Suited for a variety of fastening applications to assure firm, electrical and mechanical connections. Flat Head styles for use where fasteners cannot protrude above mating surfaces. Pan Head types to replace round head styles and for cosmetic enhancement and smooth surface area uses.

**MATERIAL:** Steel, Zinc Plate or Nylon 6/6

**SPECIFICATIONS:** Slotted Drive



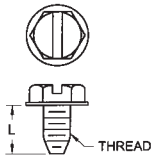
THREAD	LENGTH	BINDING HEAD		FLAT HEAD		PAN HEAD	
		STEEL CAT. NO.	NYLON CAT. NO.	STEEL CAT. NO.	NYLON CAT. NO.	STEEL CAT. NO.	NYLON CAT. NO.
2-56	1/4	9455	—	9555	—	9355	—
	1/2	9456	—	9556	—	9356	—
	3/4	9457	—	9557	—	9357	—
4-40	1/4	9400	9427	9500	9527	9300	9327
	3/8	9401	9428	9501	9528	9301	9328
	1/2	9402	9429	9502	9529	9302	9329
	5/8	9403	9430	9503	9530	9303	9330
	3/4	9404	9431	9504	9531	9304	9331
	1"	9405	9432	9505	9532	9305	9332
6-32	3/16	9406	9433	9506	9533	9306	9333
	1/4	9407	9434	9507	9534	9307	9334
	3/8	9408	9435	9508	9535	9308	9335
	1/2	9409	9436	9509	9536	9309	9336
	5/8	9410	9437	9510	9537	9310	9337
	3/4	9411	9438	9511	9538	9311	9338
	1"	9412	9439	9512	9539	9312	9339
	1-1/4	9413	9440	9513	9540	9313	9340
	2"	9414	9441	9514	9541	9314	9341
8-32	1/4	9416	9443	9516	9543	9316	9343
	3/8	9417	9444	9517	9544	9317	9344
	1/2	9418	9445	9518	9545	9318	9345
	5/8	9419	9446	9519	9546	9319	9346
	3/4	9420	9447	9520	9547	9320	9347
	1"	9421	9448	9521	9548	9321	9348
	1-1/4	9422	9449	9522	9549	9322	9349
	2"	9423	9450	9523	9550	9323	9350
10-32	3/4	9424	9451	9524	9551	9324	9351
	1"	9425	9452	9525	9552	9325	9352
	1-1/2	9426	9453	9526	9553	9326	9353
	2"	9427	9454	9527	9554	9327	9354

## SELF TAPPING – HEX HEAD SCREWS

Highly versatile screw, used in wood, fiberglass and metal where machine thread inserts are not furnished.

**MATERIAL:** Steel, Zinc Plate

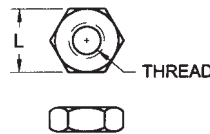
**SPECIFICATIONS:** Slotted Drive



THREAD	LENGTH	CAT. NO.
No. 4	3/8	9575
No. 6	3/8	9576
	1/2	9577
No. 8	3/8	9578
	1/2	9579
No. 10	3/8	9580
	1/2	9581

## HEX MACHINE SCREW NUTS

**MATERIAL:** Steel, Zinc Plate or Nylon 6/6



THREAD	LENGTH	STEEL CAT. NO.	NYLON CAT. NO.
4-40	3/16	4694	—
	1/4	9600	9605
6-32	1/4	4701	—
	5/16	9602	9606
8-32	1/4	9603	—
	5/16	9604	9607
10-32	3/8	4705	9608

## BINDING HEAD SCREWS – COLORED HEAD

Ideal for replacement of screws already installed where visual identification is critical.

**MATERIAL:** Brass, Nickel Plate with Painted Color Head

**SPECIFICATIONS:** Combination Drive



HEAD COLOR	CAT. NO.
RED	9190-2
BLACK	9190-3
WHITE	9190-4
BLUE	9190-5
GREEN	9190-6
YELLOW	9190-7
NICKEL	8190-1