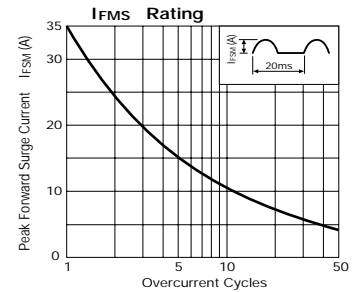
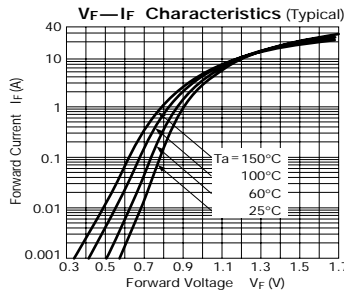
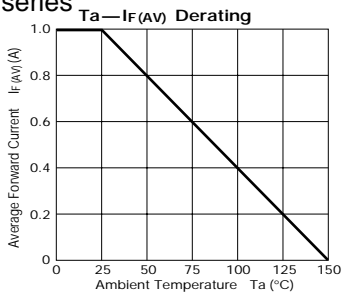
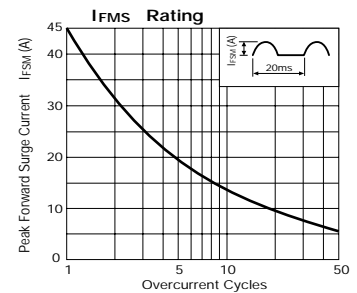
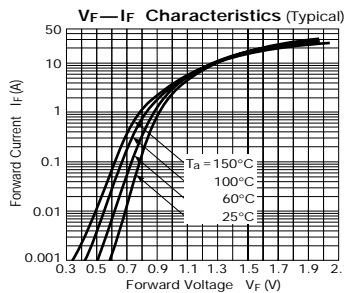
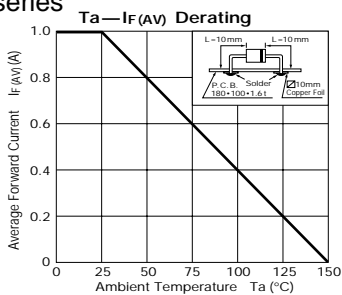


Parameter Type No.	Absolute Maximum Ratings					Electrical Characteristics (Ta = 25°C)					Others	
	V _{RM} (V)	I _{F(AV)} (A)	I _{FSM} (A) 50Hz Half-cycle Sinewave Single Shot	T _J (°C)	T _{stg} (°C)	V _F (V) max	I _F (A)	I _R (μA) V _R = V _{RM} max	I _R (H) (μA) V _R = V _{RM} Ta = 100°C max	R _{th(j-ℓ)} (°C/W)	Mass (g)	Fig.
AM01Z	200	1.0	35	-40 to +150		0.98	1.0	10	50	22	0.13	Ⓐ
AM01	400											
AM01A	600											
EM01Z	200	1.0	45			0.97	1.0			20	0.2	Ⓑ
EM01	400											
EM01A	600											
EM 1Y	100	1.0	45	0.97	1.0	17	0.3	Ⓒ				
EM 1Z	200											
EM 1	400											
EM 1A	600											
EM 1B	800											
EM 1C	1000	35	20	100								

AM01 series



EM01 series



EM 1 series

