MDS100A

三相整流桥模块



特点

芯片与底板电气绝缘，2500V 交流绝缘

优良的温度特性和功率循环能力

体积小，重量轻

典型应用

仪器设备的直流电源

PWM 变频器的输入整流电源

逆变焊机

I_O	100	A
V_{RRM}	600-1600	V
I_{FSM}	1.2	KA
I^2t	7.2	KA^2S

符号		参数	测试条件	结温	参数值	单位
电流额定值	I_O	直流输出电流	三相全波整流电路，T_C=100℃	150	100	A
	I_{FSM}	正向不重复浪涌电流	10ms 底宽， 正弦半波， VR=0.6VRRM		1.2	KA
	I^2t	浪涌电流平方时间积			7.2	KA^2S
特性值	V_{RRM}	反向重复峰值电压	V_{RRM} tp=10ms V_{RSM}= V_{RRM}+100V		600-1600	V
	I_{RRM}	反向重复峰值电流	at V_{RRM}		8	Ma
	V_{FO}	门槛电压			MAX0.8	V
	r_F	斜率电阻			MAX4.5	mΩ
	V_{FM}	正向峰值电压	I_{TM}=75A	25	1.30	V
	V_{iso}	绝缘电压	50HZ,R.M.S,t=1min,Iiso:1mA(max)		MIN2500	V
热和机械数据	$R_{th(j-c)}$	热阻抗(结至壳)	单面散热		MAX0.20	℃/W
	$R_{th(c-h)}$	热阻抗(壳至散)	单面散热		MAX0.07	℃/W
	F_m	安装扭矩（M5）			4	N・m
		安装扭矩(M6)			6	N・m
	T_{stg}	贮存温度			-40--125	℃
	W_t	质量			200	g

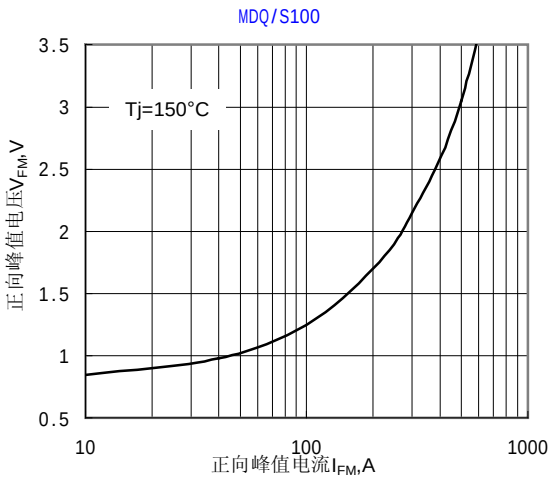

Fig.1 正向伏安特性曲线

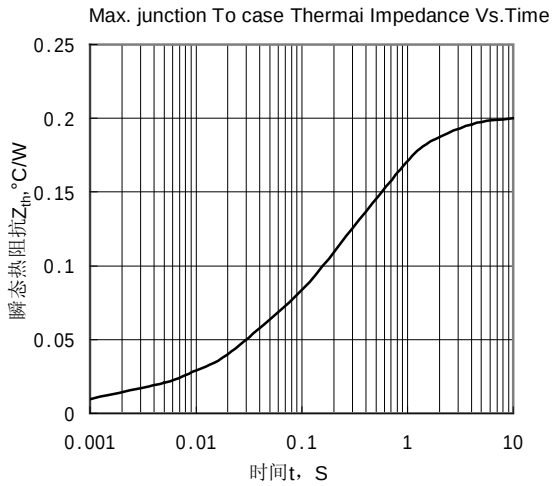

Fig.2 瞬态热阻抗曲线

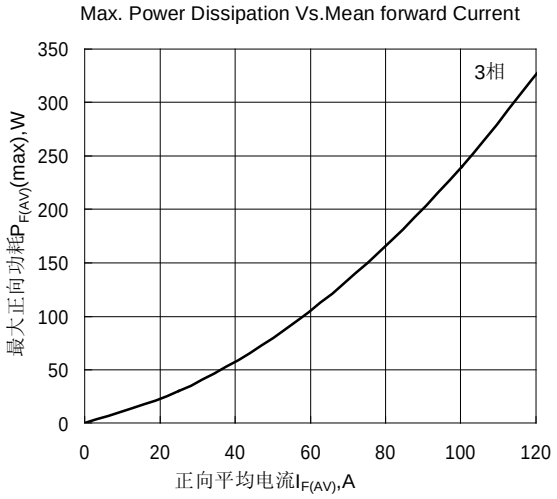

Fig.3 最大正向功耗与平均电流的关系曲线

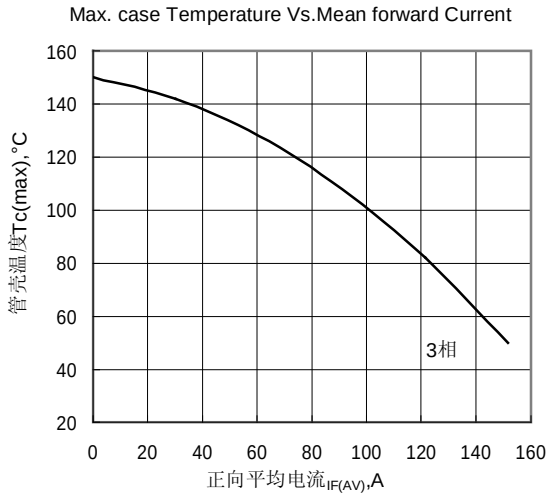

Fig.4 管壳温度与平均电流的关系曲线

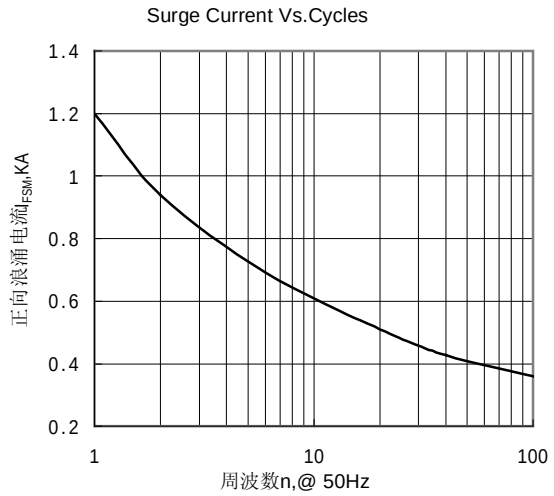

Fig.5 正向浪涌电流与周波数的关系曲线

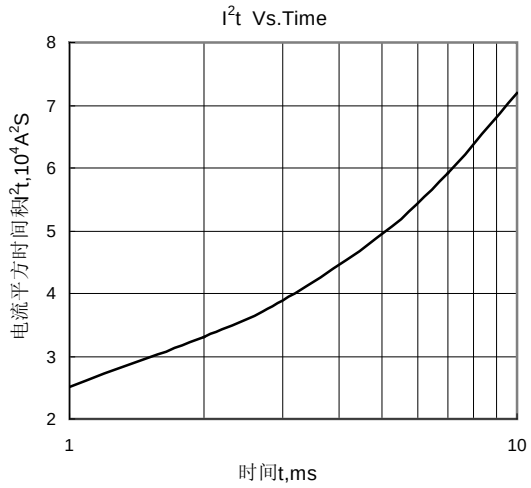

Fig.6 I^2t特性曲线

外形图:

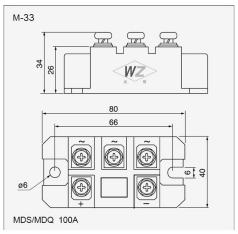
M-33
MDS/MDQ 100A

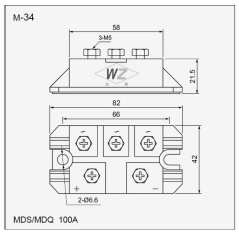
M-34
MDS/MDQ 100A

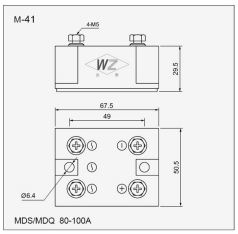
M-41
MDS/MDQ 80-100A

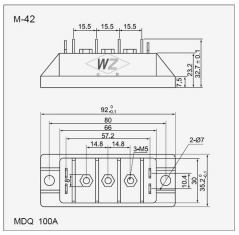
M-42
MDQ 100A

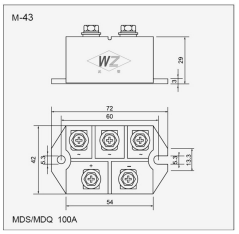
M-43
MDS/MDQ 100A

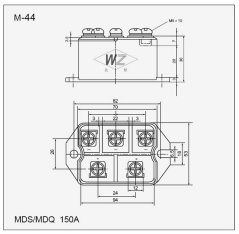
M-44
MDS/MDQ 150A