

- RATED 2W OUTPUT
- HIGH POWER DENSITY
- 7PIN SIP /14PIN DIP PACKAGE
- DUAL OUTPUT
- INDUSTRIAL STANDARD PIN-OUT
- NO HEAT SINK REQUIRED
- 1KVAC ISOLATION
- FIXED INPUT
- UNREGULATED OUTPUT
- PCB MOUNTING



## ELECTRICAL SPECIFICATIONS

All specifications tested typically @ 25°C, humidity<75%, nominal input and rated output unless otherwise noted.

### OUTPUT SPECIFICATIONS

Items:	Testing condition	Min	Typ	Max
Output accuracy:	At full load and nominal Vin			±5%
Output power:				2W
Line regulation:	For Vin change of 1%	+/- 1,2 % / 1,0 % of Vin		
Load regulation:	From 20% to full load		10%	15%
Ripple and noise:	20MHz bandwidth			75 mV p-p
Temperature drift:				±0.02 %/°C
Minimum load				10%
Switching frequency			125KHz	
Over load protection	% of FL at nominal input		120	
Short circuit protection	Momentary(<1S)			

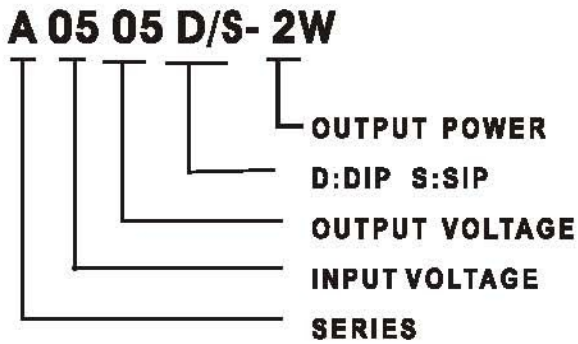
### INPUT SPECIFICATIONS

Items:	Testing condition	Min	Typ	Max
Input voltage range	3.3 VDC nominal input	3-3.6		
	5 VDC nominal input	4.5-5.5		
	9 VDC nominal input	8.1-9.9		
	12VDC nominal input	10.8-13.2		
	15 VDC nominal input	13.5-16.5		
	24VDC nominal input	21.6-26.4		

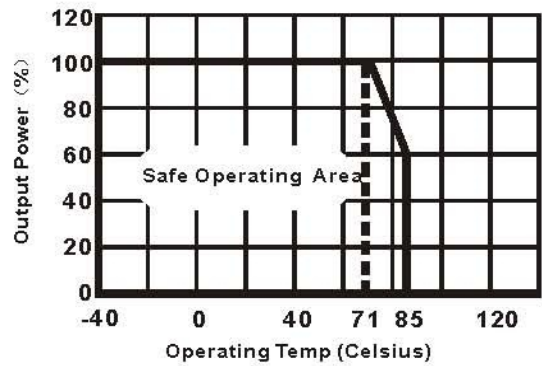
COMMON SPECIFICATIONS				
Items		Min	Typ.	Max
Operating temperature range		-40°C		+85°C
Storage temperature range		-55°C		+125°C
Humidity				<90%
Cooling	Free Air Convection			
Isolation voltage (VAC)	Input to Output		1,000	
Isolation resistance (ohms)			10 <sup>9</sup>	
Isolation capacitance (pF)				60
Efficiency (%)	See Product List	72	80	
Case material	Non-conductive black plastic			
Potting material	Epoxy Resin UL94-V0			
Packing material	Tube			
Dimension (mm / inch) (L*W*H)	SIP: 19.5*7.00*9.50 (0.76*0.28*0.37) DIP: 20.4*10*8.2(0.80*0.39*0.32)			
Weight (g)	2.5g~3.5 g			
MTBF (Hrs)	>1,000,000			

PRODUCT LIST								
Part Number	Input Voltage (VDC)			Output		Efficiency (%, Typ.)	Package	Capacitor Load Max (uF)
	Range	Nominal	Max.	Current (mA)	Voltage (VDC)			
A0505S/D-2W	4.5-5.5	5	5.5	±200	±5	78	SIP/DIP	4.7
A0512S/D-2W		5	5.5	±83	±12	79	SIP/DIP	1
A0515S/D-2W		5	5.5	±67	±15	80	SIP/DIP	0.47
A1205S/D-2W	10.8-13.2	12	13.2	±200	±5	79	SIP/DIP	4.7
A1212S/D-2W		12	13.2	±83	±12	80	SIP/DIP	1
A2403S/D-2W	21.6-26.4	24	26.4	±300	±3.3	73	SIP/DIP	4.7
A2405S/D-2W		24	26.4	±200	±5	80	SIP/DIP	4.7
A2412S/D-2W		24	26.4	±83	±12	81	SIP/DIP	1

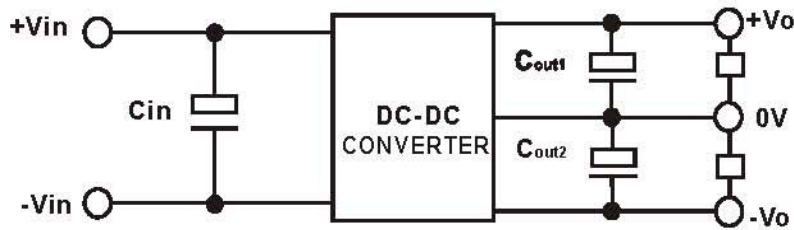
**NOMENCLATURE**



**TEMPERATURE DERATING GRAPH**

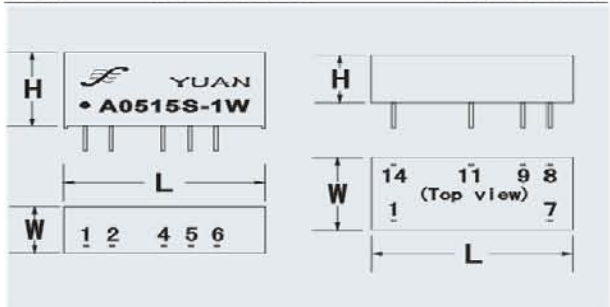


**TYPICAL CONNECTION**



**OUTLINE DIMENSION**

SIZE	SIP(LxWxH)	DIP(LxWxH)
1W	19.6x6.0x10	20.4x10x6.5
2W	19.6x7.0x10	20.4x10x6.5



PKG.	Vin	GND	-Vo	0V	+Vo
AS	1	2	4	5	6
AD	14	1	11	8	9

**PINS DEFINITION**

SIP	Connection		DIP
	+	-	
1	+Vin	Input	14
2	GND	Input	1
4	-Vo	Output	11
5	0V	Common	8
6	+Vo	Output	9
		NC	7

Note: DIP package PIN"7" can't connect any circuit.