

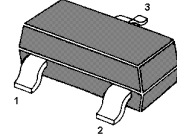
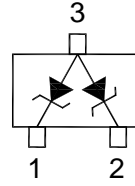
ESD...CA Series

Transient Voltage Suppressors

for ESD Protection

Features

- Low clamping voltage
- Low leakage



1. Cathode 2. Cathode 3. Anode
SOT-23 Plastic Package

Absolute Maximum Ratings ($T_a = 25\text{ }^\circ\text{C}$)

Parameter	Symbol	Value	Unit
Peak Pulse Power ($t_p = 8/20\ \mu\text{s}$)	P_{pk}	300	W
Operating Junction Temperature	T_j	150	$^\circ\text{C}$
Storage Temperature Range	T_{stg}	- 55 to + 150	$^\circ\text{C}$

Characteristics at $T_a = 25\text{ }^\circ\text{C}$

Type	Marking Code	Reverse Stand-off Voltage	Reverse Current	Breakdown Voltage		Clamping Voltage ¹⁾				Peak Pulse Current	Capacitance ²⁾
		V_{RWM}	I_R at V_{RWM}	V_{BR}	at I_T	V_C	at I_{PP}	V_C	at I_{PP}	I_{PP}	C_j
		Max. (V)	Max. (μA)	Min. (V)	(mA)	Max. (V)	(A)	Max. (V)	(A)	Max. (A)	Max. (pF)
ESD3V3CA	03C	3.3	125	4.5	1	7	1	9	5	18	600
ESD4V0CA	04C	4	125	5	1	8.5	1	10.5	5	17	600
ESD5V0CA	05C	5	100	6	1	9.8	1	12.5	5	17	400
ESD8V0CA	08C	8	10	8.5	1	13.4	1	15	5	15	350
ESD12CA	12C	12	1	13.3	1	19	1	28	5	12	150
ESD15CA	15C	15	1	16.7	1	24	1	35	5	10	100
ESD24CA	24C	24	1	26.7	1	43	1	60	5	5	63
ESD36CA	36C	36	1	40	1	60	1	75	5	2	60

¹⁾ $t_p = 8/20\ \mu\text{s}$

²⁾ Measured at 1 MHz and applied reverse voltage of 0 V

TOP DYNAMIC



ISO 14001 : 2004 Certificate No. 121505007
 ISO 9001 : 2008 Certificate No. 50114012
 OHSAS 18001 : 2007 Certificate No. 0513150606
 IECQ QC 080000 Certificate No. ESD1WZ0741002

Dated: 26/10/2012 Rev: 03

ESD...CA Series

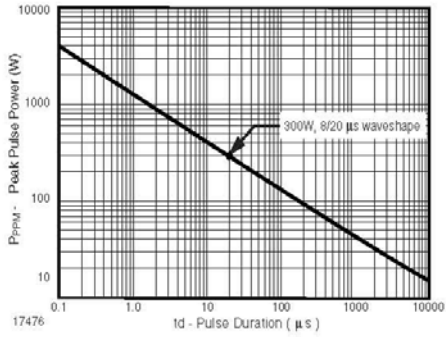


Figure 1. Non -Repetitive Peak Pulse Power vs. Pulse Time

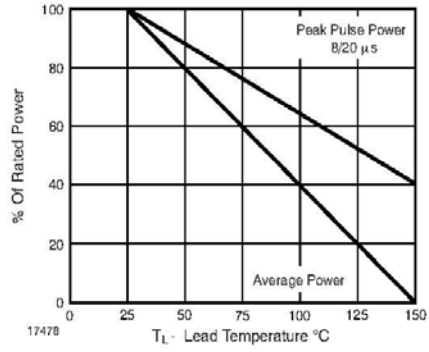


Figure 3. Power Derating

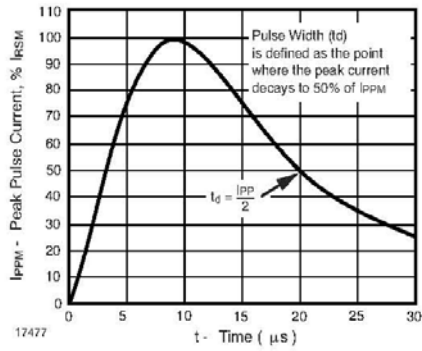


Figure 2. Pulse Waveform

TOP DYNAMIC

