

ESD3Z Series-BL

Transient Voltage Suppressors

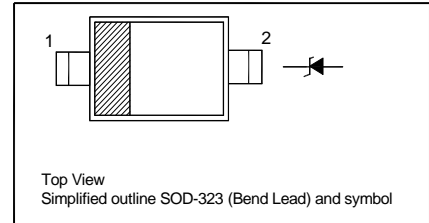
for ESD Protection

Features

- Low clamping voltage
- Low leakage

PINNING

PIN	DESCRIPTION
1	Cathode
2	Anode



Absolute Maximum Ratings ($T_a = 25\text{ }^\circ\text{C}$)

Parameter	Symbol	Value	Unit
Peak Pulse Power ($t_p = 8/20\ \mu\text{s}$)	P_{pk}	350	W
Peak Pulse Current ($t_p = 8/20\ \mu\text{s}$)	I_{pp}	24	A
ESD Voltage (HRB Waveform per IEC61000-4-2)	V_{pp}	30	KV
Operating Junction Temperature	T_j	- 55 to + 125	$^\circ\text{C}$
Storage Temperature Range	T_{stg}	- 55 to + 150	$^\circ\text{C}$

Characteristics at $T_a = 25\text{ }^\circ\text{C}$

Type	Marking Code	Reverse Stand-off Voltage	Reverse Current	Breakdown Voltage		Clamping Voltage ¹⁾				Capacitance	
		V_{RWM}	I_R at V_{RWM}	V_{BR}	at I_T	V_C	at I_{PP}	V_C	at I_{PP}	C_j	at f
		Max. (V)	Max. (μA)	Min. (V)	mA	Max. (V)	A	Max. (V)	A	Max. (pF)	MHz
ESD3Z5V0	5-	5	10	6	1	9.8	5	14.5	24	350	1
ESD3Z12	12-	12	1	13.3	1	19	5	25	15	150	1

¹⁾ $t_p = 8/20\ \mu\text{s}$

TOP DYNAMIC

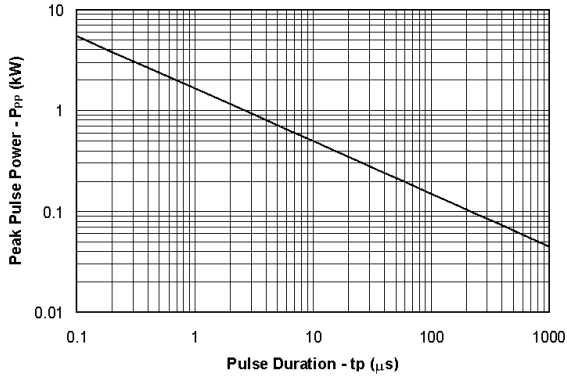


ISO14001 : 2004 Certificate No. 121505007
 ISO 9001 : 2008 Certificate No. 50114012
 OHSAS 18001 : 2007 Certificate No. 05191508006
 IECQ QC 080000 Certificate No. ECUH10001 K1002

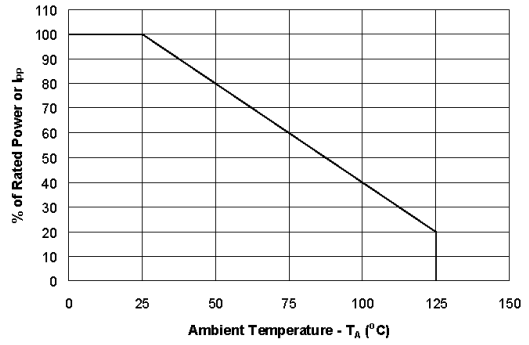
Dated : 14/07/2016 Rev:01

ESD3Z Series-BL

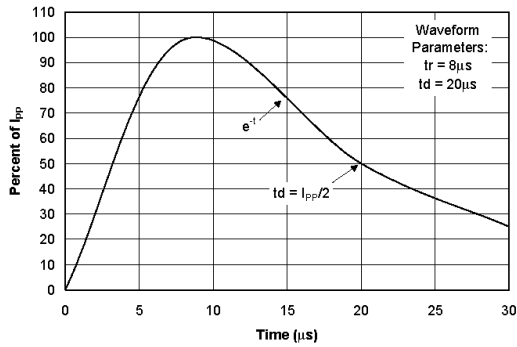
Non-Repetitive Peak Pulse Power vs. Pulse Time



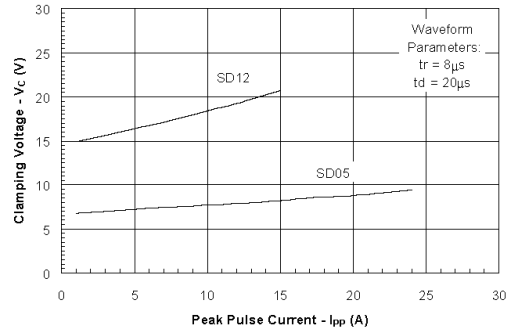
Power Derating Curve



Pulse Waveform



Clamping Voltage vs. Peak Pulse Current



TOP DYNAMIC

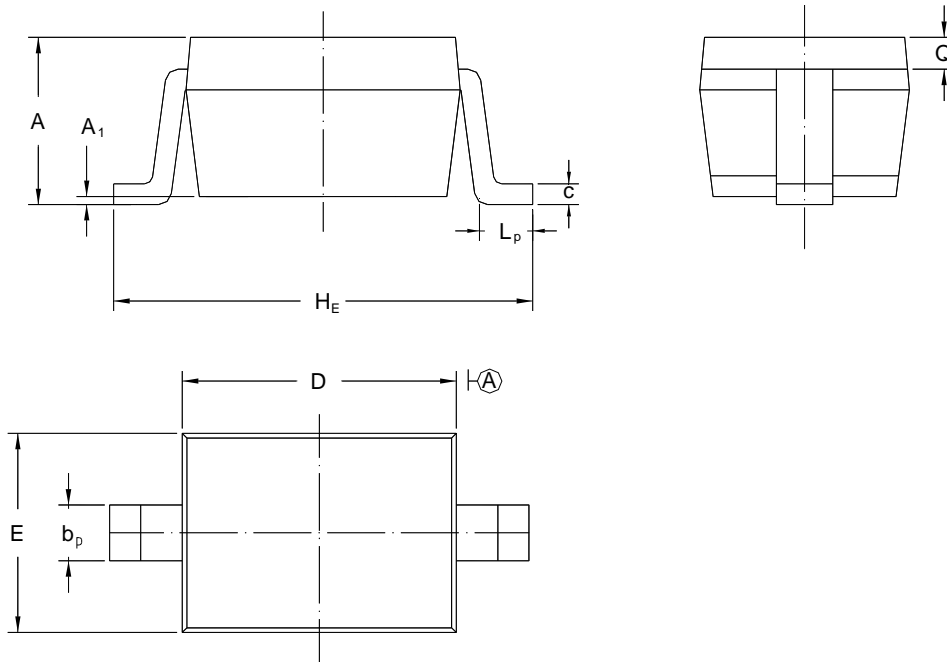


ESD3Z Series-BL

PACKAGE OUTLINE

Plastic surface mounted package; 2 leads

SOD-323(Bend Lead)



UNIT	A	A ₁	b _p	C	D	E	H _E	L _p	Q
mm	1.10 0.80	0.1 0	0.40 0.25	0.15 0.00	1.80 1.60	1.35 1.15	2.80 2.30	0.50 0.10	0.15 REF.

TOP DYNAMIC



ISO14001 : 2004 Certificate No. 121505007
 ISO 9001 : 2008 Certificate No. 50114012
 OHSAS 18001 : 2007 Certificate No. 05191508006
 IECQ QC 080000 Certificate No. ECUH10001 K1002

Dated : 14/07/2016 Rev:01