

# ESDBL...CP Series

## Transient Voltage Suppressors

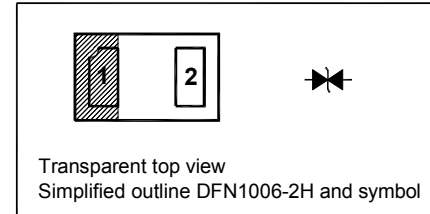
for ESD Protection

### Features

- Low Leakage Current
- Bi-direction high reliability

### PINNING

PIN	DESCRIPTION
1	Anode
2	Anode



### Absolute Maximum Ratings ( $T_a = 25^\circ\text{C}$ )

Parameter	Symbol	Value	Unit
IEC61000-4-2 (ESD) Air Contact	$V_{\text{ESD}}$	$\pm 30$ $\pm 30$	KV
Peak Pulse Power ( $t_p = 8/20 \mu\text{s}$ )	$P_{\text{PP}}$	100	W
Junction Temperature	$T_j$	- 55 to + 150	$^\circ\text{C}$
Storage Temperature Range	$T_{\text{stg}}$	- 55 to + 150	$^\circ\text{C}$

### Characteristics at $T_a = 25^\circ\text{C}$

Type	Marking Code	Reverse Stand-off Voltage	Reverse Current	Breakdown Voltage		Clamping Voltage	Reverse Peak Pulse Current	Capacitance		
		$V_{\text{RWM}}$	$I_{\text{R}}$ at $V_{\text{RWM}}$	$V_{\text{BR}}$	at $I_{\text{T}}$	$V_{\text{C}}$ at $I_{\text{PP}}$	$I_{\text{PP}}$	$C_j$	at f	at $V_{\text{R}}$
		Max. (V)	Max. ( $\mu\text{A}$ )	Min. (V)	(mA)	Max. (V)	(A)	Typ. (pF)	(MHz)	(V)
ESDBL033C P	T	3.3	1	3.5	1	7	1	10	1	0
						12	8			
ESDBL05CP	M	5	1	6	1	9.8	1	10	1	0
						20	5			
ESDBL08CP	H	8	1	8.5	1	17.5	1	7	1	0
						25	3			

**TOP DYNAMIC**



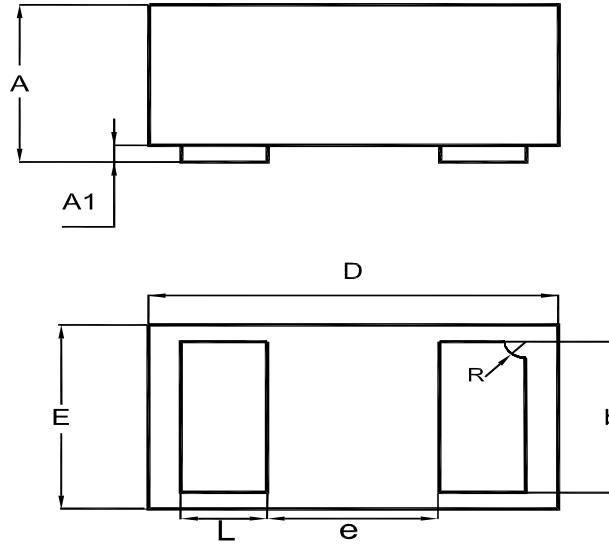
Dated: 18/05/2015 Rev: 02

# ESDBL...CP Series

## PACKAGE OUTLINE

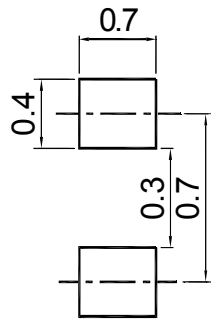
Plastic surface mounted package

DFN1006-2H



UNIT	A	A1	b	D	E	e	L	R
mm	0.51 0.46	0.05 0	0.55 0.45	1.05 0.95	0.65 0.55	0.4	0.3 0.2	0.15 0.05

## Recommended Soldering Footprint



## Packing information

Package	Tape Width (mm)	Pitch		Reel Size		Per Reel Packing Quantity
		mm	inch	mm	inch	
DFN1006-2H	8	4 ± 0.1	0.157 ± 0.004	178	7	5,000

**TOP DYNAMIC**



Dated: 18/05/2015 Rev: 02