

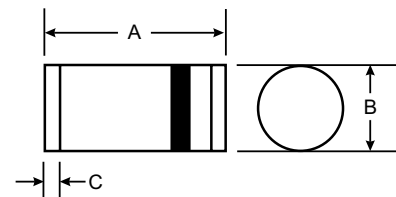

VOLTAGE RANGE: 3.3 - 100V
POWER: 1.0Watts

Features

- Complete voltage range 3.3 to 100 Volts
- High peak reverse power dissipation
- High reliability
- Low leakage current

Mechanical Data

- Case : DO-213AB(LL41) Molded plastic
Epoxy : UL94V-O rate flame retardant
- Lead : Axial lead solderable per MIL-STD-202, method 208 guaranteed
- Polarity : Color band denotes cathode end
- Mounting position : Any
- Weight : 0.25 g



LL41/ DO-213AB		
Dim	Min	Max
A	4.80	5.20
B	2.40	2.60
C	0.55 Nominal	
All Dimensions in mm		

MAXIMUM RATINGS

Rating at 25 °C ambient temperature unless otherwise specified.

Rating	Symbol	Value	Unit
DC Power Dissipation at $T_L = 50\text{ }^\circ\text{C}$ (Note1)	P_D	1.0	Watt
Maximum Forward Voltage at $I_F = 200\text{ mA}$	V_F	1.2	Volts
Maximum Thermal Resistance Junction to Ambient Air (Note2)	$R_{\theta JA}$	170	K / W
Junction Temperature Range	T_J	- 55 to + 175	$^\circ\text{C}$
Storage Temperature Range	T_{STG}	- 55 to + 175	$^\circ\text{C}$

Notes :

- (1) T_L = Lead temperature at 3/8 " (9.5mm) from body
- (2) Valid provided that leads are kept at ambient temperature at a distance of 10 mm from case.

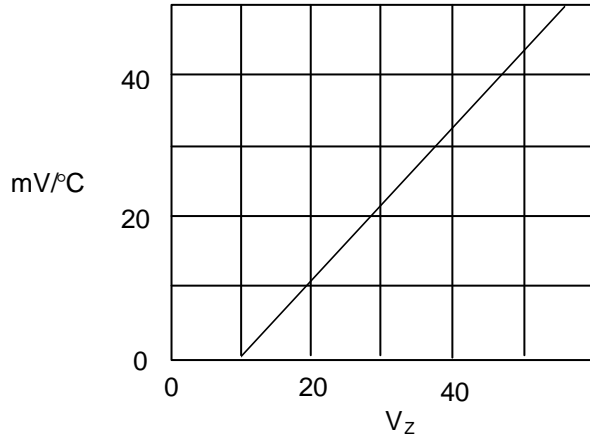


ELECTRICAL CHARACTERISTICS (Rating at 25 °C ambient temperature unless otherwise specified)

Type	Nominal Zener Voltage		Maximum Zener Impedance			Maximum Reverse Leakage Current		Maximum DC Zener Current	Maximum Surge Current
	$V_Z @ I_{ZT}$	I_{ZT}	$Z_{ZT} @ I_{ZT}$	$Z_{ZK} @ I_{ZK}$	I_{ZK}	$I_R @ V_R$		I_{ZM}	$I_{RM}^{(2)}$
	(V)	(mA)	(Ω)	(Ω)	(mA)	(μ A)	(V)	(mA)	(mApk)
DL4728A	3.3	76.0	10	400	1.0	100	1.0	276	1380
DL4729A	3.6	69.0	10	400	1.0	100	1.0	252	1260
DL4730A	3.9	64.0	9.0	400	1.0	50	1.0	234	1190
DL4731A	4.3	58.0	9.0	400	1.0	10	1.0	217	1070
DL4732A	4.7	53.0	8.0	500	1.0	10	1.0	193	970
DL4733A	5.1	49.0	7.0	550	1.0	10	1.0	178	890
DL4734A	5.6	45.0	5.0	600	1.0	10	2.0	162	810
DL4735A	6.2	41.0	2.0	700	1.0	10	3.0	146	730
DL4736A	6.8	37.0	3.5	700	1.0	10	4.0	133	660
DL4737A	7.5	34.0	4.0	700	0.5	10	5.0	121	605
DL4738A	8.2	31.0	4.5	700	0.5	10	6.0	110	550
DL4739A	9.1	28.0	5.0	700	0.5	10	7.0	100	500
DL4740A	10	25.0	7.0	700	0.25	10	7.6	91	454
DL4741A	11	23.0	8.0	700	0.25	5.0	8.4	83	414
DL4742A	12	21.0	9.0	700	0.25	5.0	9.1	76	380
DL4743A	13	19.0	10	700	0.25	5.0	9.9	69	344
DL4744A	15	17.0	14	700	0.25	5.0	11.4	61	305
DL4745A	16	15.5	16	700	0.25	5.0	12.2	57	285
DL4746A	18	14.0	20	750	0.25	5.0	13.7	50	250
DL4747A	20	12.5	22	750	0.25	5.0	15.2	45	225
DL4748A	22	11.5	23	750	0.25	5.0	16.7	41	205
DL4749A	24	10.5	25	750	0.25	5.0	18.2	38	190
DL4750A	27	9.5	35	750	0.25	5.0	20.6	34	170
DL4751A	30	8.5	40	1000	0.25	5.0	22.8	30	150
DL4752A	33	7.5	45	1000	0.25	5.0	25.1	27	135
DL4753A	36	7.0	50	1000	0.25	5.0	27.4	25	125
DL4754A	39	6.5	60	1000	0.25	5.0	29.7	23	115
DL4755A	43	6.0	70	1500	0.25	5.0	32.7	22	110
DL4756A	47	5.5	80	1500	0.25	5.0	35.8	19	95
DL4757A	51	5.0	95	1500	0.25	5.0	38.8	18	90
DL4758A	56	4.5	110	2000	0.25	5.0	42.6	16	80
DL4759A	62	4.0	125	2000	0.25	5.0	47.1	14	70
DL4760A	68	3.7	150	2000	0.25	5.0	51.7	13	65
DL4761A	75	3.3	175	2000	0.25	5.0	56.0	12	60
DL4762A	82	3.0	200	3000	0.25	5.0	62.2	11	55
DL4763A	91	2.8	250	3000	0.25	5.0	69.2	10	50
DL4764A	100	2.5	350	3000	0.25	5.0	76.0	9.0	45

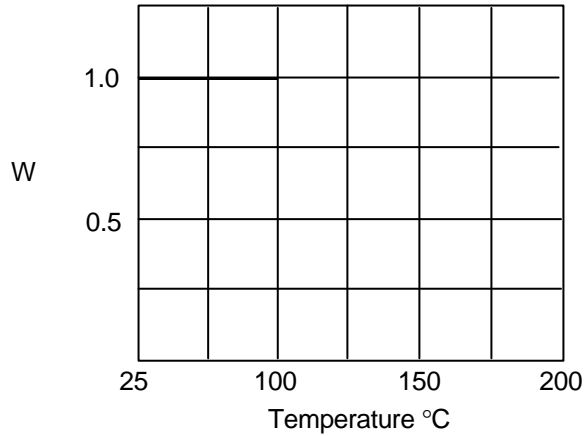


Figure 1 - Typical Temperature Coefficient



Typical Temperature Coefficient (mV/°C) – versus – Zener Voltage (V_Z)

Figure 2 - Derating Curve



Power Dissipation (W) - Versus - Temperature °C