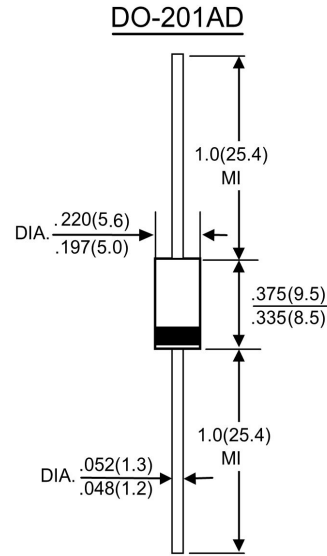


### Features

- Low forward voltage drop
- High current capability
- High reliability
- High surge current capability

### Mechanical Data

- Case: Moulded plastic
- Terminals: Plated leads solderable per MIL-STD-202, Method 208 guaranteed
- Polarity: Color band denotes cathode end
- Mounting Position: Any
- Marking: Type Number
- Lead Free: For Rohs/Lead Free Version



Dimensions in inches and (millimeters)

### Maximum Ratings and Electrical Characteristics

Rating at 25°C ambient temperature unless otherwise specified

Single phase, half wave, 60Hz, resistive or inductive load

For capacitive load derate current by 20%

Type Number	SYMBOL	MUR420G	MUR430G	MUR440G	MUR460G	Unit
Maximum Recurrent Peak Reverse Voltage	$V_{RM}$	200	300	400	600	V
Maximum RMS Voltage	$V_{RMS}$	140	210	280	420	V
Maximum DC Blocking Voltage	$V_{DC}$	200	300	400	600	V
Maximum Average Forward Rectified Current .375" (9.5mm) lead length @ $T_A = 75^\circ C$	$I_o$	4.0				A
Peak Forward Surge Current 8.3ms Single half sine-wave superimposed on rated load (JEDEC Method)	$I_{FSM}$	150				A
Forward Voltage @ $I_F = 4.0A$	$V_{FM}$	1.0	1.35			V
Peak Reverse Current @ $T_J = 25^\circ C$	$I_R$	5.0				uA
At Rated DC Blocking Voltage @ $T_J = 100^\circ C$		100				
Typical Junction Capacitance (Note 2)	$C_j$	95				pF
Typical Thermal Resistance Junction to Ambient (Note 1)	$R_{\theta JA}$	15				$^\circ C/W$
Maximum Reverse Recovery Time (Note 3)	$T_{rr}$	45	50			ns
Operating Temperature Range	$T_J$	-55 to +150				$^\circ C$
/Storage Temperature Range	$T_{STG}$	-55 to +150				$^\circ C$

Note: 1. Leads maintained at ambient temperature at a distance of 9.5mm from the case

2. Measured at 1.0 MHz and Applied reverse Voltage of 4.0V D.C

3. Reverse Recovery Test Conditions:  $I_F = 0.5A$ ,  $I_R = 1A$ ,  $I_{rr} = 0.25A$

FIG.1- MAXIMUM FORWARD CURRENT DERATING CURVE

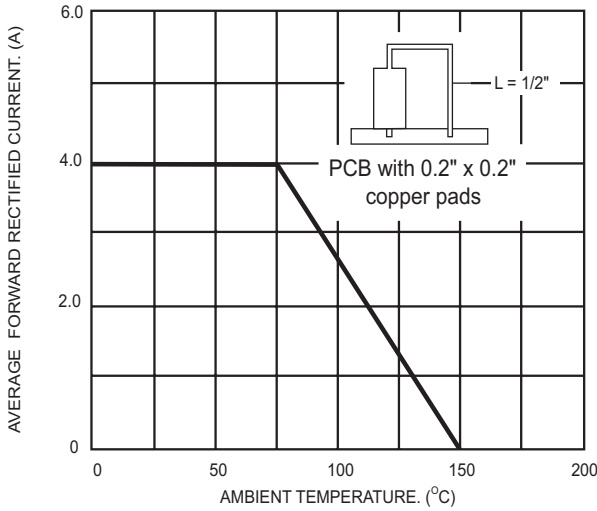


FIG.2- TYPICAL INSTANTANEOUS FORWARD CHARACTERISTICS

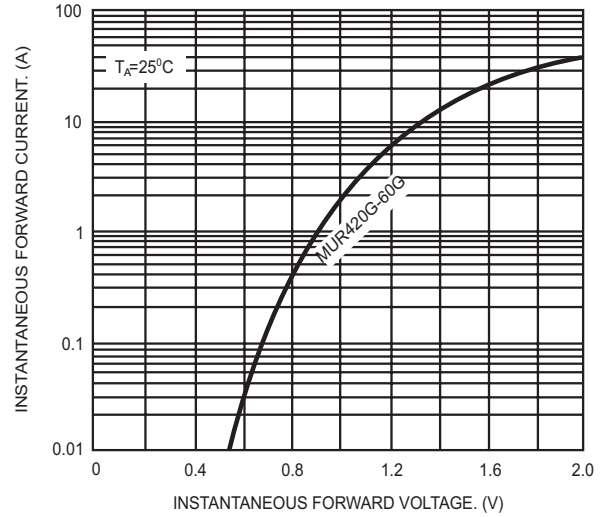


FIG.3- MAXIMUM NON-REPETITIVE FORWARD SURGE CURRENT

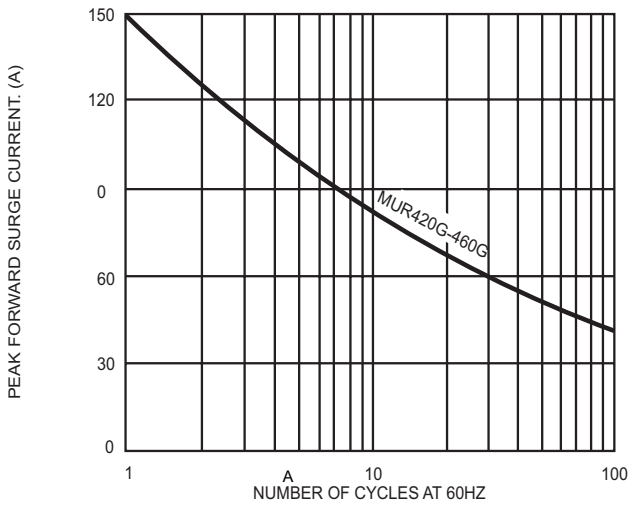


FIG.4- TYPICAL REVERSE CHARACTERISTICS

