

1N4001 THRU 1N4007

1.0 AMP. Plastic Silicon Rectifiers

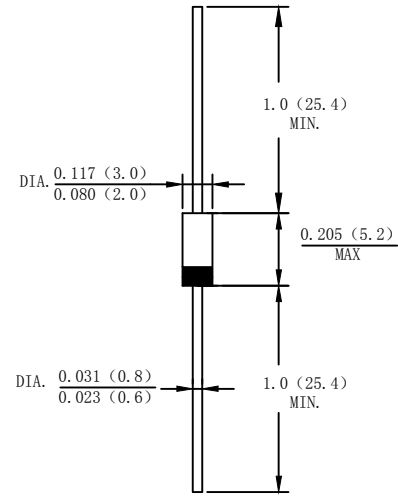
Features

- Low forward voltage drop
- High current capability
- High reliability
- High surge current capability
- Plastic material-UL flammability 94V-0

Mechanical Data

- Case: Moeded plastic DO-41
- Terminals: Plated leads solderable per MIL-STD-202,Method 208 guaranteed
- Polarity: Color band dentes cathode end
- Mounting Position: Any
- Making: Type Number
- Lead Free: For Rohs/Lead Free Version

DO-41



Dimensions in inches and (millimeters)

Maximum Ratings and Electrical Characteristics

Rating at 25°C ambient temperature unless otherwise specified

Single phase, half wave, 60Hz, resistive or inductive load

For capacitive load derate current by 20%

Type Number	SYMBOL	1N4001	1N4002	1N4003	1N4004	1N4005	1N4006	1N4007	Unit
Maximum Recurrent Peak Reverse Voltage	V_{RRM}	50	100	200	400	600	800	1000	V
Maximum RMS Voltage	V_{RMS}	35	70	140	280	420	560	700	V
Maximum DC Blocking Voltage	V_{DC}	50	100	200	400	600	800	1000	V
Average Rectified Output Current (Note 1) @ $T_A = 75^\circ C$	I_o	1.0							A
Peak Forward Surge Current 8.3ms Single half sine-wave superimposed on rated load (JEDEC Method)	I_{FSM}	30							A
Forward Voltage @ $I_F = 1.0A$	V_{FM}	1.1							V
Peak Reverse Current @ $T_A = 25^\circ C$	I_R	5.0							uA
At Rated DC Blocking Voltage @ $T_A = 100^\circ C$		100							
Typical Junction Capacitance (Note 2)	C_J	15							pF
Typical Thermal Resistance Junction to Ambient (Note 1)	$R_{\theta JA}$	50							$^\circ C/W$
Operating Temperature Range	T_J	-55 to +125							$^\circ C$
Storage Temperature Range	T_{STG}	-55 to +150							$^\circ C$

Note: 1. Leads maintained at ambient temperature at a distance of 9.5mm from the case

2. Measured at 1.0 MHz and Applied reverse Voltage of 4.0V D.C

FIG. 1 - FORWARD CURRENT DERATING CURVE

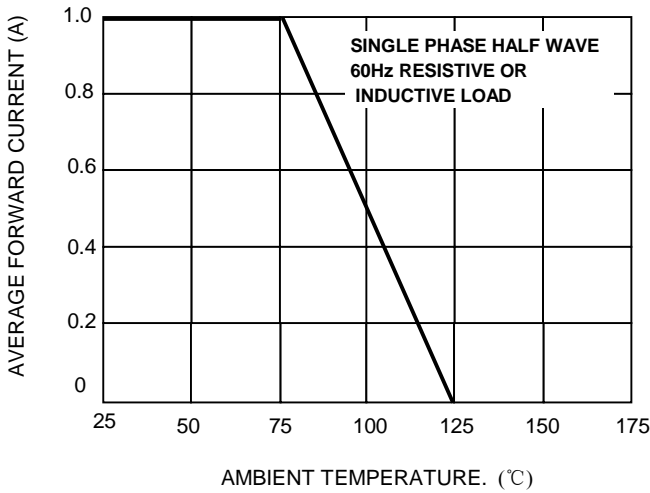


FIG. 2 - TYPICAL FORWARD CHARACTERISTICS

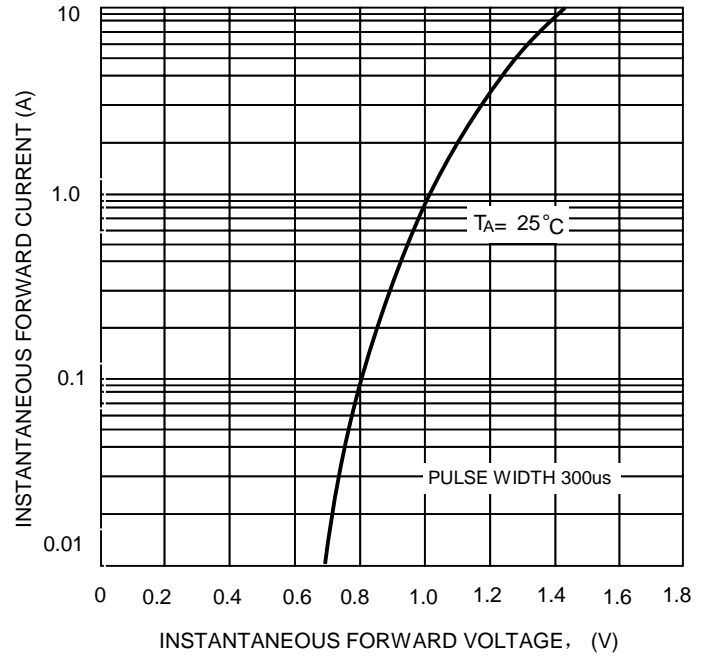


FIG. 3 - MAXIMUM NON-REPETITIVE SURGE CURRENT

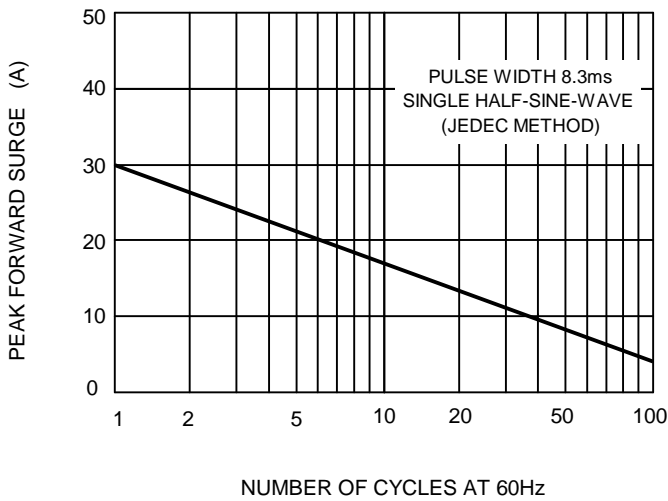


FIG. 4 - TYPICAL JUNCTION CAPACITANCE

