

# ESDU0501BP

## Transient Voltage Suppressors

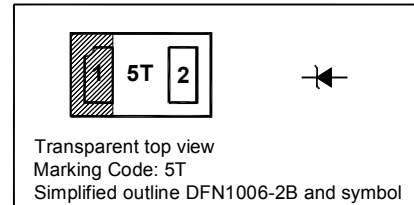
for ESD Protection

### Features

- Protects one data line
- Low leakage current
- Low clamping voltage

### PINNING

PIN	DESCRIPTION
1	Cathode
2	Anode



### Absolute Maximum Ratings ( $T_a = 25^\circ\text{C}$ )

Parameter	Symbol	Value	Unit
Peak Pulse Current ( $t_p = 8/20 \mu\text{s}$ )	$I_{PP}$	2	A
IEC61000-4-2 (ESD) Air Contact	$V_{PP}$	$\pm 20$ $\pm 15$	KV
Peak Pulse Power ( $t_p = 8/20 \mu\text{s}$ )	$P_{PK}$	25	W
Operation Temperature Range	$T_j$	- 55 to + 125	$^\circ\text{C}$
Storage Temperature Range	$T_{stg}$	- 55 to + 150	$^\circ\text{C}$

### Characteristics at $T_a = 25^\circ\text{C}$

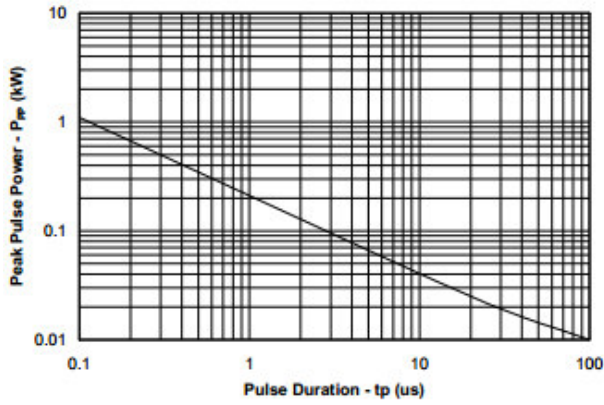
Parameter	Symbol	Min.	Max.	Unit
Reverse Stand-Off Voltage	$V_{RWM}$	-	5	V
Reverse Breakdown Voltage at $I_R = 1 \text{ mA}$	$V_{(BR)R}$	6	-	V
Forward Voltage at $I_F = 10 \text{ mA}$	$V_F$	-	1.2	V
Reverse Current at $V_{RWM} = 5 \text{ V}$	$I_R$	-	0.25	$\mu\text{A}$
Clamping Voltage at $I_{PP} = 2 \text{ A}$ , $t_p = 8/20 \mu\text{s}$	$V_C$	-	12.5	V
Junction Capacitance at $V_R = 0 \text{ V}$ , $f = 1 \text{ MHz}$	$C_j$	-	10	pF

**TOP DYNAMIC**

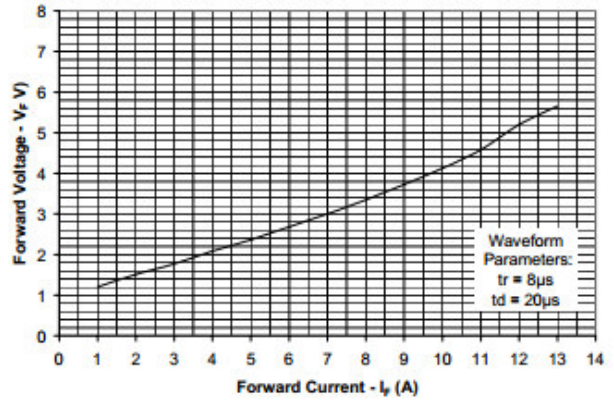


Dated: 18/05/2015 Rev: 03

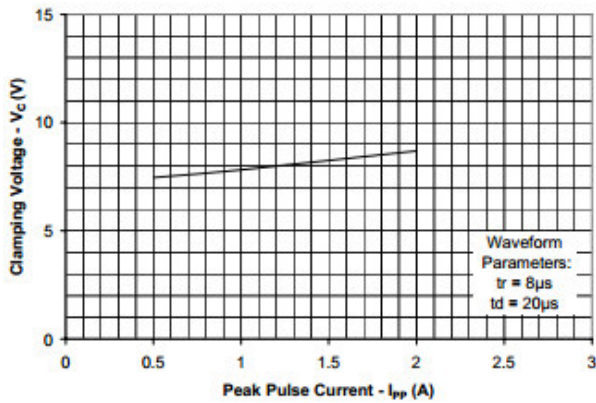
**Non-Repetitive Peak Pulse Power vs. Pulse Time**



**Forward Voltage vs. Forward Current**



**Clamping Voltage vs. Peak Pulse Current**



**TOP DYNAMIC**

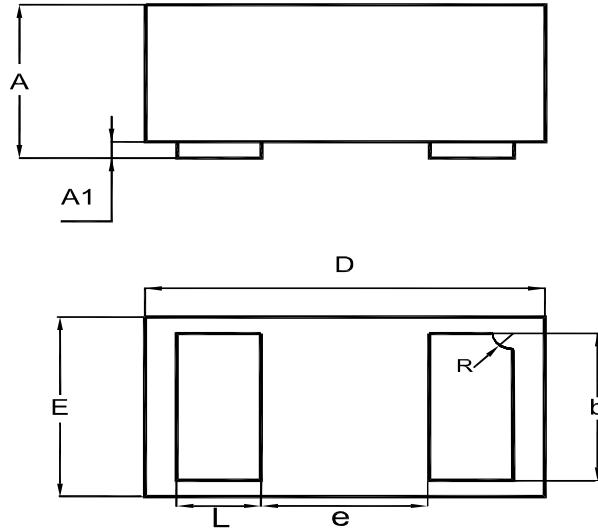


# ESDU0501BP

## PACKAGE OUTLINE

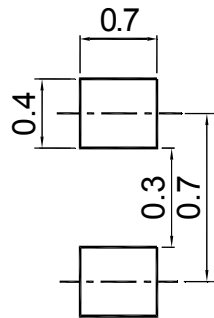
Plastic surface mounted package; 2 leads

DFN1006-2B



UNIT	A	A1	b	D	E	e	L	R
mm	0.40 0.36	0.05 0	0.55 0.45	1.05 0.95	0.65 0.55	0.4	0.3 0.2	0.15 0.05

## Recommended Soldering Footprint



## Packing information

Package	Tape Width (mm)	Pitch		Reel Size		Per Reel Packing Quantity
		mm	inch	mm	inch	
DFN1006-2B	8	4 ± 0.1	0.157 ± 0.004	178	7	5,000

**TOP DYNAMIC**



Dated: 18/05/2015 Rev: 03