

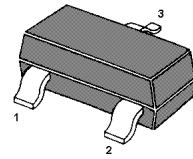
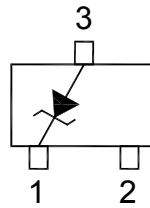
ESDU12

Transient Voltage Suppressors

for ESD Protection

Features

- Low clamping voltage
- Low leakage



1. Cathode 2. Cathode 3. Anode
Marking Code: H2
SOT-23 Plastic Package

Absolute Maximum Ratings ($T_a = 25^\circ\text{C}$)

Parameter	Symbol	Value	Unit
Peak Pulse Power ($t_p = 8/20 \mu\text{s}$)	P_{pk}	300	W
Peak Pulse Current ($t_p = 8/20 \mu\text{s}$)	I_{pp}	12	A
Operating Junction Temperature	T_j	150	$^\circ\text{C}$
Storage Temperature Range	T_{stg}	- 55 to + 150	$^\circ\text{C}$

Characteristics at $T_a = 25^\circ\text{C}$

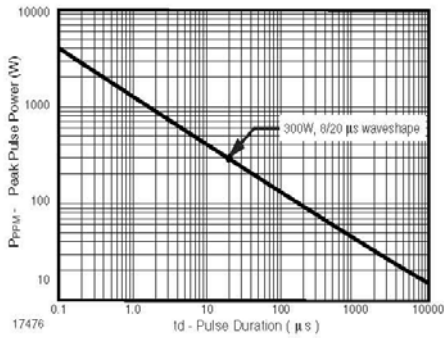
Parameter	Symbol	Min.	Max.	Unit
Reverse Stand-Off Voltage	V_{RWM}	-	12	V
Reverse Breakdown Voltage at $I_R = 1 \text{ mA}$	$V_{(BR)R}$	13.3	-	V
Reverse Current at $V_{RWM} = 12 \text{ V}$	I_R	-	1	μA
Clamping Voltage at $I_{pp} = 1 \text{ A}$, $t_p = 8/20 \mu\text{s}$ at $I_{pp} = 5 \text{ A}$, $t_p = 8/20 \mu\text{s}$	V_C	-	19 28	V
Junction Capacitance at $V_R = 0 \text{ V}$, $f = 1 \text{ MHz}$	C_j	-	150	pF

TOP DYNAMIC

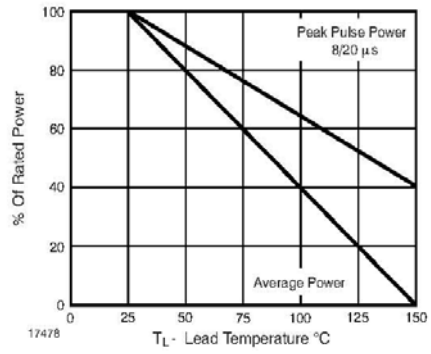


ISO14001 : 2004 Certificate No. 121505007
ISO 9001 : 2008 Certificate No. 50114012
OHSAS 18001 : 2007 Certificate No. 05131508006
IECQ QC 080000 Certificate No. E224W00741002

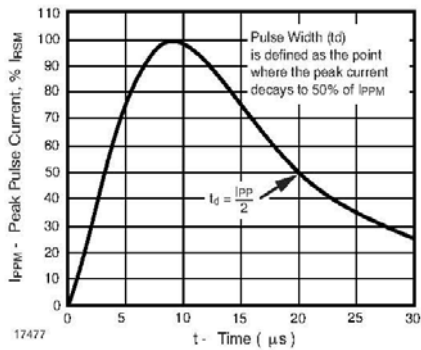
Dated: 01/03/2016 Rev: 01



Non -Repetitive Peak Pulse Power vs. Pulse Time



Power Derating



Pulse Waveform