

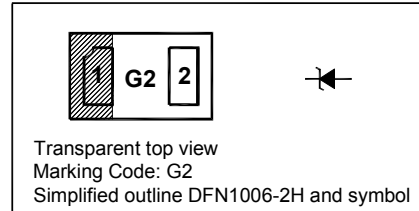
ESDU5V0P

Transient Voltage Suppressors

for ESD Protection

PINNING

PIN	DESCRIPTION
1	Cathode
2	Anode



Absolute Maximum Ratings ($T_a = 25^\circ\text{C}$)

Parameter	Symbol	Value	Unit
Peak Pulse Current ($t_p = 8/20 \mu\text{s}$)	I_{PP}	15	A
ESD per IEC 61000-4-2 Air Contact	V_{ESD}	± 15 ± 8	KV
Electrostatic Discharge Voltage (Ten non-repetitive ESD pulses)	V_{ESD}	30	KV
Peak Pulse Power ($t_p = 8/20 \mu\text{s}$)	P_{PP}	150	W
Junction Temperature	T_j	150	$^\circ\text{C}$
Storage Temperature Range	T_{stg}	- 65 to + 150	$^\circ\text{C}$

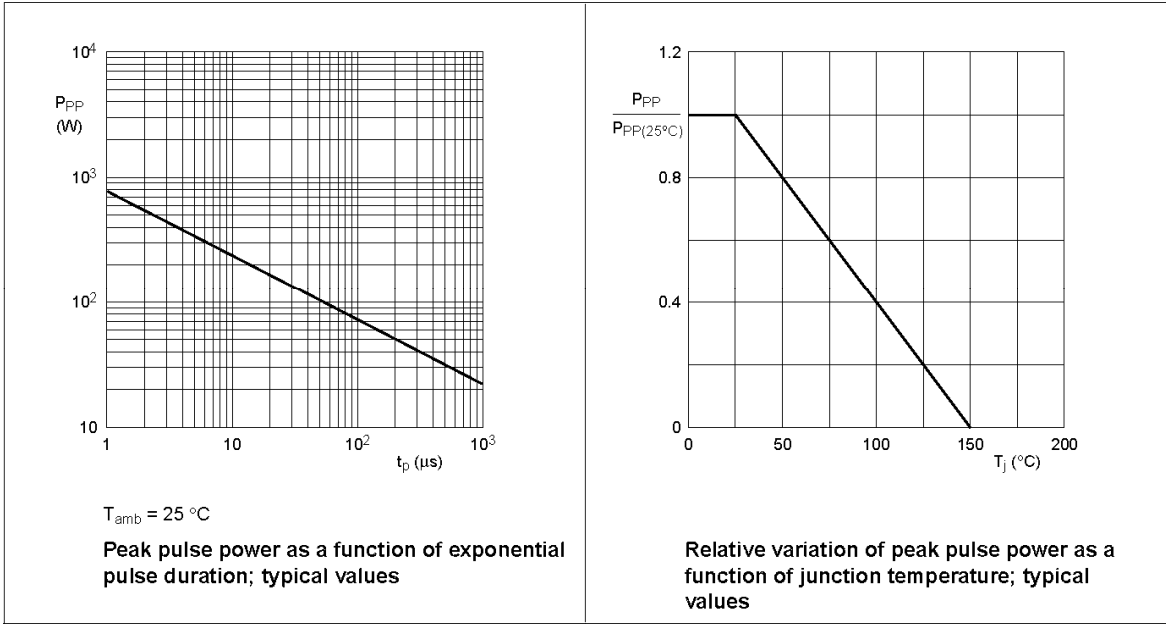
Characteristics at $T_a = 25^\circ\text{C}$

Parameter	Symbol	Min.	Max.	Unit
Reverse Stand-Off Voltage	V_{RWM}	-	5	V
Reverse Breakdown Voltage at $I_R = 5 \text{ mA}$	V_{BR}	6.4	7.2	V
Reverse Current at $V_{RWM} = 5 \text{ V}$	I_{RM}	-	1	μA
Clamping Voltage at $I_{PP} = 1 \text{ A}$, $t_p = 8/20 \mu\text{s}$ at $I_{PP} = 15 \text{ A}$, $t_p = 8/20 \mu\text{s}$	V_{CL}	-	9 20	V
Junction Capacitance at $V_R = 0 \text{ V}$, $f = 1 \text{ MHz}$	C_d	-	200	pF

TOP DYNAMIC



Dated:01/07/2013 Rev: 01

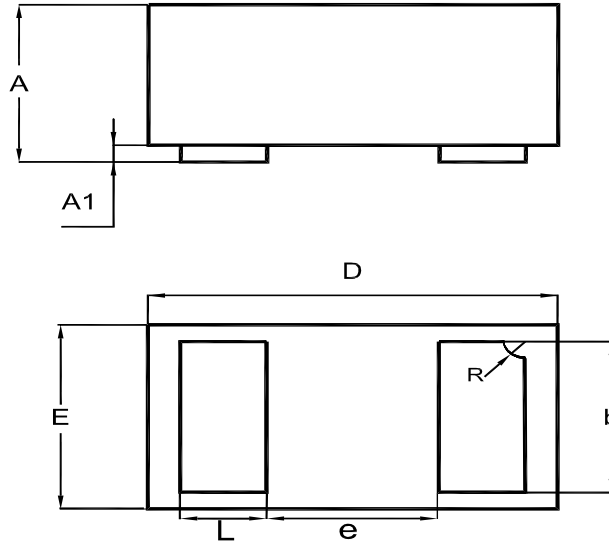


ESDU5V0P

PACKAGE OUTLINE

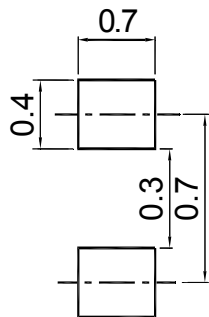
Plastic surface mounted package

DFN1006-2H



UNIT	A	A1	b	D	E	e	L	R
mm	0.51 0.46	0.05 0	0.55 0.45	1.05 0.95	0.65 0.55	0.4	0.3 0.2	0.15 0.05

Recommended Soldering Footprint



Packing information

Package	Tape Width (mm)	Pitch		Reel Size		Per Reel Packing Quantity
		mm	inch	mm	inch	
DFN1006-2H	8	4 ± 0.1	0.157 ± 0.004	178	7	5,000

TOP DYNAMIC



ISO14001 : 2004 Certificate No. 121505007
ISO 9001 : 2008 Certificate No. 61114112
OHSAS 18001 : 2007 Certificate No. 05151506006
IECQ QC 080000 Certificate No. 62411000714112

Dated:01/07/2013 Rev: 01