

RB550VA-30HS-HAF

Silicon Epitaxial Planar Schottky Barrier Diode

Features

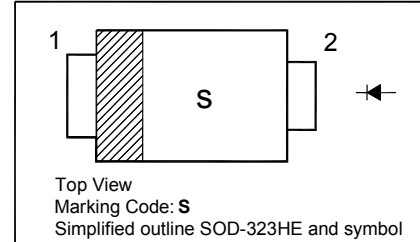
- Low forward voltage, low reverse current
- High reliability

Features

- Halogen and Antimony Free(HAF), RoHS compliant

PINNING

PIN	DESCRIPTION
1	Cathode
2	Anode



Absolute Maximum Ratings ($T_a = 25^\circ\text{C}$)

Parameter	Symbol	Value	Unit
Repetitive Peak Reverse Voltage	V_{RM}	30	V
Reverse Voltage	V_R	30	V
Average Forward Rectified Current	$I_{F(AV)}$	1	A
Peak Forward Surge Current ($t_p = 10 \text{ ms}$)	I_{FSM}	25	A
Junction Temperature	T_j	150	$^\circ\text{C}$
Storage Temperature Range	T_{stg}	- 40 to + 150	$^\circ\text{C}$

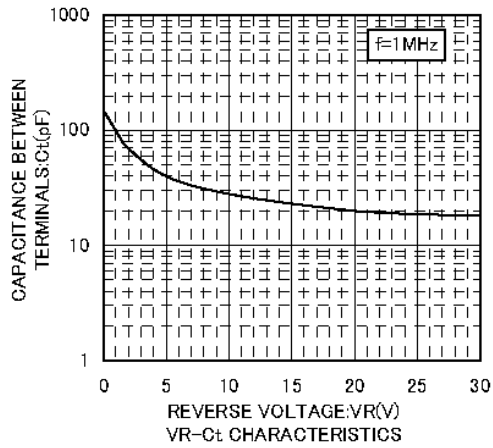
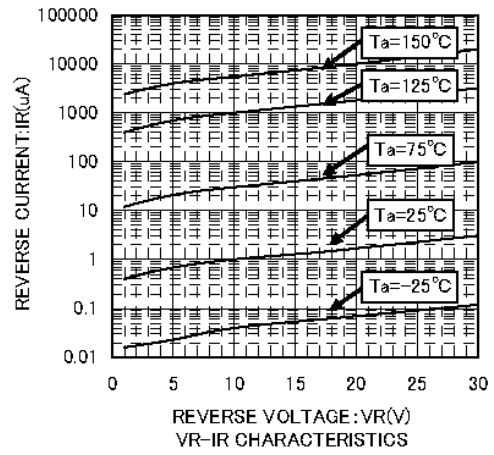
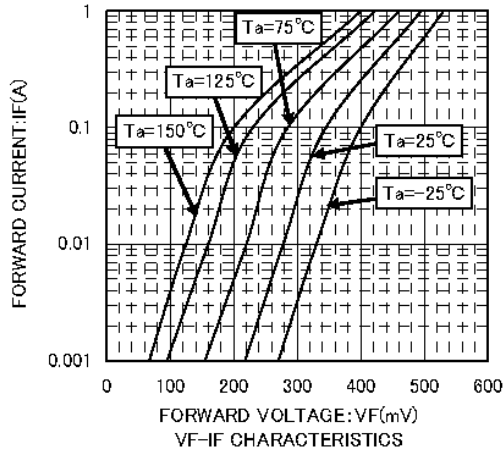
Characteristics at $T_a = 25^\circ\text{C}$

Parameter	Symbol	Max.	Unit
Forward Voltage at $I_F = 700 \text{ mA}$ at $I_F = 1 \text{ A}$	V_F	0.49 0.52	V
Reverse Current at $V_R = 10 \text{ V}$	I_R	30	μA

TOP DYNAMIC



RB550VA-30HS-HAF



TOP DYNAMIC

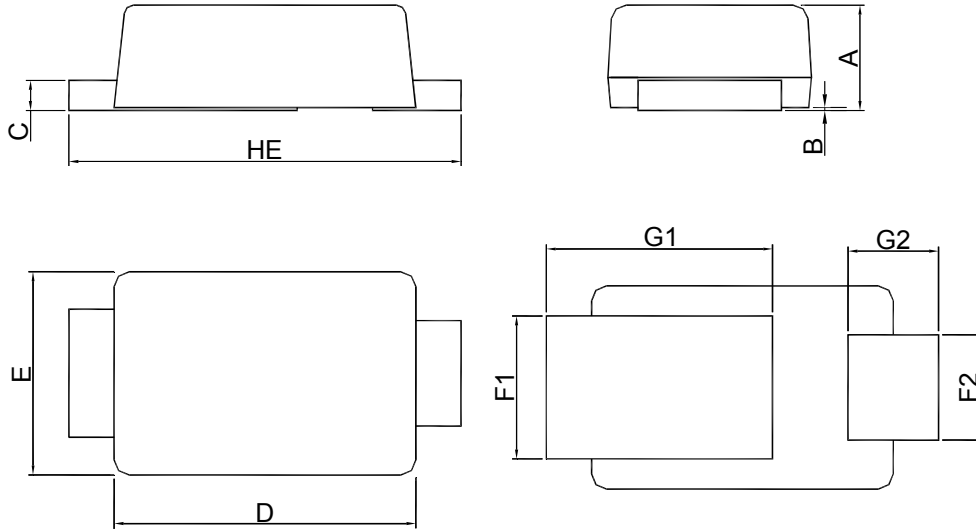


RB550VA-30HS-HAF

PACKAGE OUTLINE

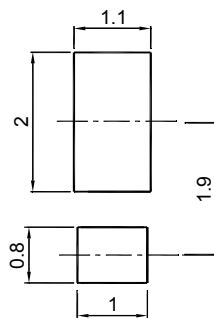
Plastic surface mounted package; 2 leads

SOD-323HE



UNIT	A	B	C	D	E	F1	F2	G1	G2	H _E
mm	0.7	0.02	0.2	2	1.35	0.95	0.7	1.5	0.6	2.6
	0.5	0	0.1	1.8	1.15	0.75	0.5	1.3	0.4	2.4

RECOMMENDED SOLDERING FOOTPRINT



SOD-323HE

Packing information

Package	Tape Width (mm)	Pitch		Reel Size		Per Reel Packing Quantity
		mm	inch	mm	inch	
SOD-323HE	8	4 ± 0.1	0.157 ± 0.004	178	7	3,000

TOP DYNAMIC



Dated: 09/07/2015 Rev: 03

TOP DYNAMIC



Dated: 09/07/2015 Rev: 03