

UABS22 THRU UABS210

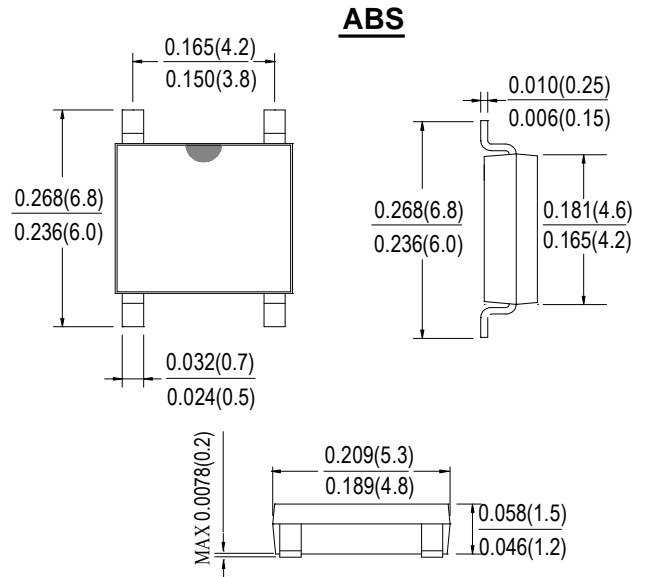
SINGLE PHASE 2.0 AMP ULTRA FAST GLASS PASSIVATED BRIDGE RECTIFIER

Features

- Glass passivated die construction
- Low forward voltage drop
- High current capability
- High surge current capability
- Designed for surface mount application
- Plastic material-UL flammability 94V-0

Mechanical Data

- Case: SOPA-4, molded plastic ABS
- Terminals: plated leads solderable per MIL-STD-202, Method 208
- Polarity: as marked on case
- Mounting position: Any
- Marking: type number



Maximum Ratings and Electrical Characteristics

Rating at 25°C ambient temperature unless otherwise specified.

Single Phase, half wave, 60Hz, resistive or inductive load.

For capacitive load, derate current by 20%.

TYPE NUMBER	SYMBOL	UABS22	UABS24	UABS26	UABS28	UABS210	UNITS
Peak Repetitive Reverse Voltage Working Peak Reverse Voltage DC Blocking Voltage	V_{RRM}	200	400	600	800	1000	V
	V_{RWM}						
	V_{DC}						
RMS Reverse Voltage	V_{RMS}	140	280	420	560	700	V
Average Rectified Output Current @ $T_A = 40^\circ C$	I_o	2.0					A
Non-Repetitive Peak Forward Surge Current 8.3ms Single half sine-wave superimposed on rated load (JEDEC Method)	I_{FSM}	60					A
Forward Voltage per element @ $I_F = 2.0A$	V_{FM}	1.0	1.3	1.7			V
Maximum Reverse Recovery Time (Note 1)	T_{rr}	50		75			ns
Peak Reverse Current @ $T_A = 25^\circ C$ At Rated DC Blocking Voltage @ $T_A = 125^\circ C$	I_R	5.0			500		μA
Typical Thermal Resistance per leg	$R_{\theta JA}$	62.5					$^\circ C/W$
	$R_{\theta JL}$	25					
Operating and Storage Temperature Range	T_J, T_{STG}	-55to+150					$^\circ C$

Note: 1.Reverse Recovery Test Conditions: $I_F = 0.5A, I_R = 1.0A, I_{RR} = 0.25A$.

FIG.1 FORWARD CURRENT DERATING CURVE

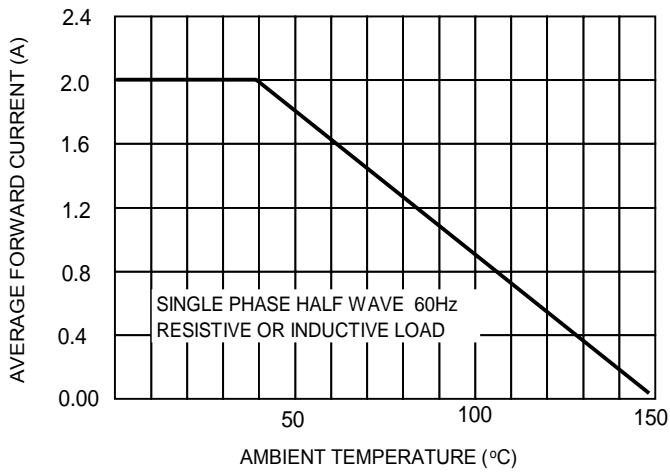


FIG.2 TYPICAL FORWARD CHARACTERISTICS

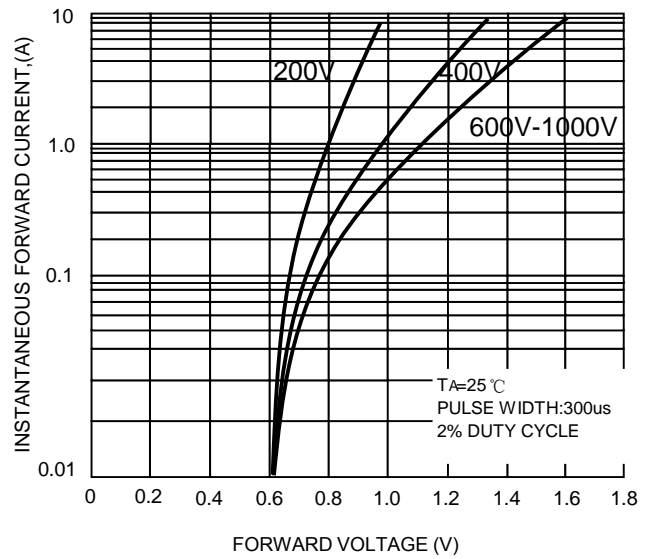


FIG.3 MAXIMUM NON-REPETITIVE

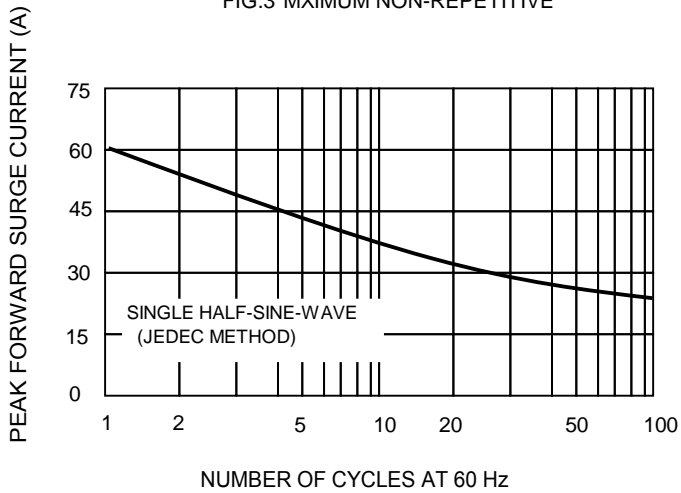


FIG. 4 TYPICAL REVERSE CHARACTERISTICS

