

UDB101S THRU UDB107S

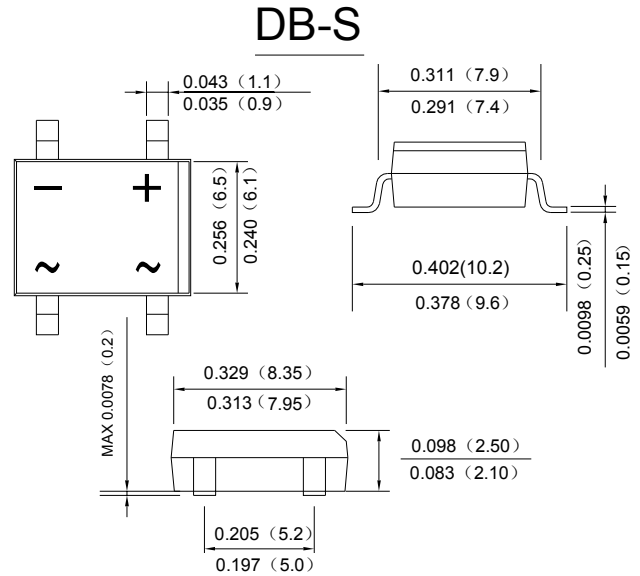
SINGLE PHASE 1.0AMP GLASS PASSIVATED BRIDGE RECTIFIER

Features

- Glass passivated die construction
- Low forward voltage drop
- High current capability
- High surge current capability
- Plastic material-UL flammability 94V-0

Mechanical Data

- Case: DB-S, molded plastic
- Terminals: plated leads solderable per MIL-STD-202, Method 208
- Polarity: as marked on case
- Mounting position: Any
- Marking: type number
- Lead Free: For RoHS / Lead Free Version,



Maximum Ratings and Electrical Characteristics

Rating at 25°C ambient temperature unless otherwise specified.

Single Phase, half wave, 60Hz, resistive or inductive load.

For capacitive load, derate current by 20%.

TYPE NUMBER	SYMBOL	UDB 101S	UDB 102S	UDB 103S	UDB 104S	UDB 105S	UDB 106S	UDB 107S	UNITS
Peak Repetitive Reverse Voltage Working Peak Reverse Voltage DC Blocking Voltage	V _{RRM}								V
	V _{RWM}	50	100	200	400	600	800	1000	
	V _{DC}								
RMS Reverse Voltage	V _{RMS}	35	70	140	280	420	560	700	V
Average Rectified Output Current (Note 1)@T _A =40°C	I _o	1.0							A
Non-Repetitive Peak Forward Surge Current 8.3ms Single half sine-wave superimposed on rated load (JEDEC Method)	I _{FSM}	50							A
Forward Voltage per element @IF=1.0A	V _{FM}	1.0		1.3		1.7		V	
Peak Reverse Current @T _A =25°C At Rated DC Blocking Voltage @T _A =125°C	I _R	5.0				500			uA
Maximum reverse recovery time (Note 3)	T _{RR}	50				75			ns
Typical Junction Capacitance per leg (Note 2)	C _J	25							pF
Typical Thermal Resistance per leg	R _{θJA}	40							°C/W
	R _{θJL}	15							
Operating and Storage Temperature Range	T _J , T _{STG}	-55to+150							°C

Note:1. Mounted on glass epoxy PC board with 1.3mm² solder pad.

2.Measured at 1.0 MHz and applied reverse voltage of 4.0V D.C.

Fig. 1 Output Current Derating Curve

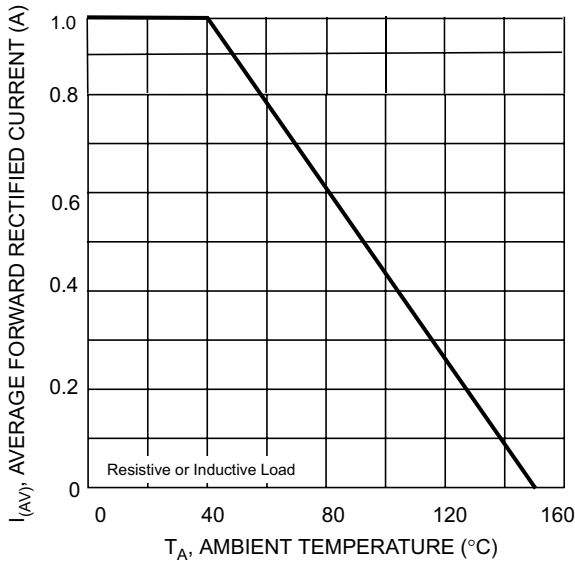


Fig. 2 Typical Forward Characteristics (per leg)

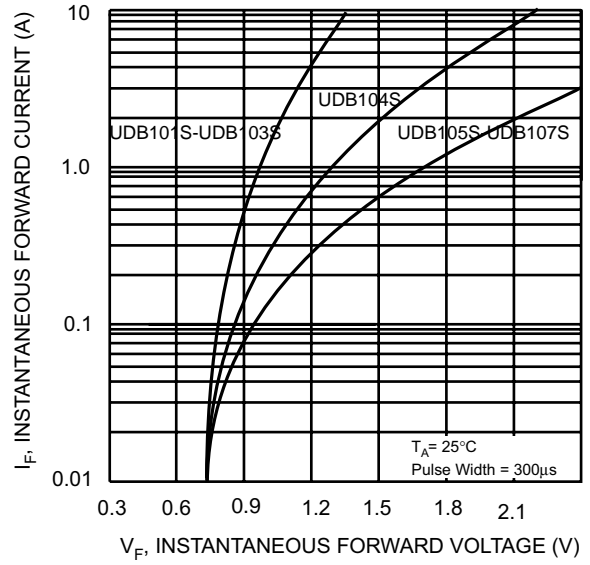


Fig. 3 Maximum Peak Forward Surge Current (per leg)

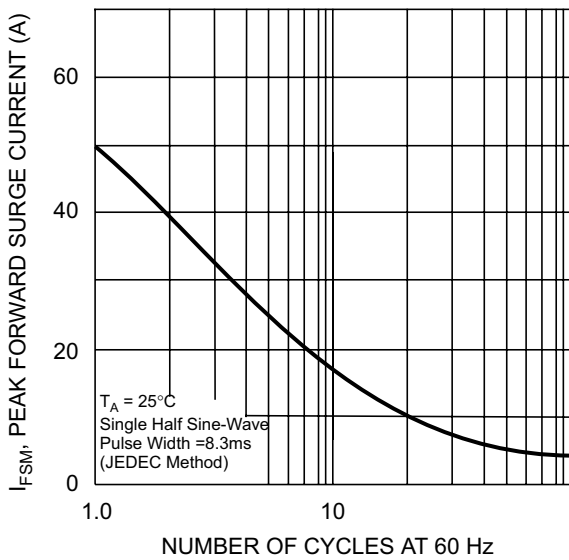


Fig. 4 Typical Reverse Characteristics (per element)

