

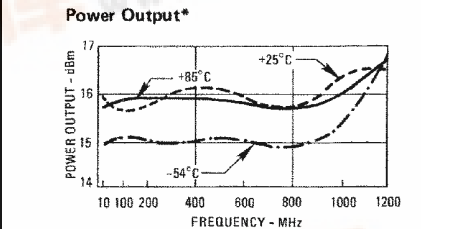
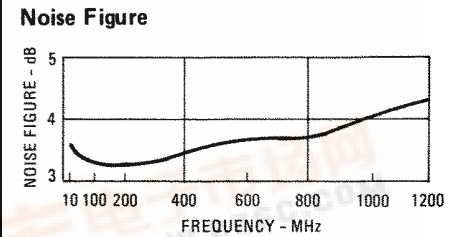
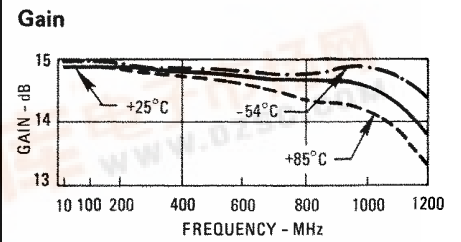


维库电子市场网  
WWW.DZSC.COM

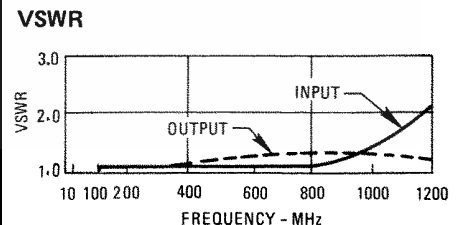
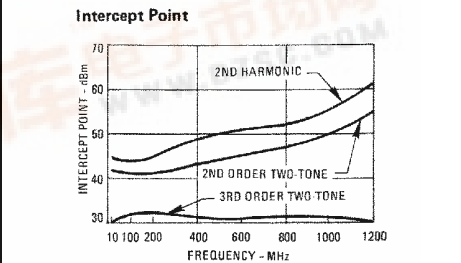
维库电子市场网  
WWW.DZSC.COM

Characteristics	Typical	Guaranteed	
		0° to 50°C	-54° to +85°C
Frequency			
Small Signal Gain (min.)			
Gain Flatness (max.)			
Reverse Isolation			
Noise Figure (max.)			
Power Output @ 1 dB comp. (min.)			
IP3			
IP2			
Second Order Harmonic IP			
VSWR Input / Output (max.)			
DC Current @ 15 Volts (max.)			

Typical Performance @ 25°C



\* at 1 dB Gain Compression



Absolute Maximum Ratings

Storage Temperature
Max. Case Temperature
Max. DC Voltage
Max. Continuous RF Input Power
Max. Short Term RF Input Power (1 minute max.)
Max. Peak Power (3 μsec max.)
“S” Series Burn-in Temperature (Case)

Thermal Data: V<sub>cc</sub> = 15 Vdc

Thermal Resistance $\theta_{jc}$
Transistor Power Dissipation P <sub>d</sub>
Junction Temperature Rise Above Case T <sub>jc</sub>

Outline Drawings

Package Figure Model	TO-8	Surface Mount	SMA Connectorized
----------------------	------	---------------	-------------------

