

查询ZMM55-B8V2供应商

捷多邦, 专业PCB打样工厂, 24小时

加急出货

ZMM55C - SERIES (500mW)

SURFACE MOUNT ZENER DIODES/MINI - MELF



Device Type	Nominal zener Voltage Vz at IzT*	Test Current IzT	Maximum Zener Impedance		Typical Temperature coefficient	Maximum Reverse Leakage Current		Maximum Regulator Current IzM
			ZzT at IzT	Zzk at Izk = 1mA		IR	Test - Voltage suffix B	
	Volts	mA	Ω	Ω	%/°C	μ A	Volts	mA
ZMM55 - C2V4	2.28 - 2.56	5	85	600	-0.070	50	1.0	150
ZMM55 - C2V7	2.5 - 2.9	5	85	600	-0.070	10	1.0	135
ZMM55 - C3V0	2.8 - 3.2	5	85	600	-0.070	4	1.0	125
ZMM55 - C3V3	3.1 - 3.5	5	85	600	-0.065	2	1.0	115
ZMM55 - C3V6	3.4 - 3.8	5	85	600	-0.060	2	1.0	105
ZMM55 - C3V9	3.7 - 4.1	5	85	600	-0.050	2	1.0	95
ZMM55 - C4V3	4.0 - 4.6	5	75	600	-0.025	1	1.0	90
ZMM55 - C4V7	4.4 - 5.0	5	60	600	-0.010	0.5	1.0	85
ZMM55 - C5V1	4.8 - 5.4	5	35	550	+0.015	0.1	1.0	80
ZMM55 - C5V6	5.2 - 6.0	5	25	450	+0.025	0.1	1.0	70
ZMM55 - C6V2	5.8 - 6.6	5	10	200	+0.035	0.1	2.0	64
ZMM55 - C6V8	6.4 - 7.2	5	8	150	+0.045	0.1	3.0	58
ZMM55 - C7V5	7.0 - 7.9	5	7	50	+0.050	0.1	5.0	53
ZMM55 - C8V2	7.7 - 8.7	5	7	50	+0.050	0.1	6.0	47
ZMM55 - C9V1	8.5 - 9.6	5	10	50	+0.060	0.1	7.0	43
ZMM55 - C10	9.4 - 10.6	5	15	70	+0.070	0.1	7.5	40
ZMM55 - C11	10.4 - 11.6	5	20	70	+0.070	0.1	8.5	36
ZMM55 - C12	11.4 - 12.7	5	20	90	+0.070	0.1	9.0	32
ZMM55 - C13	12.4 - 14.1	5	26	110	+0.070	0.1	10	29
ZMM55 - C15	13.8 - 15.6	5	30	110	+0.070	0.1	11	27
ZMM55 - C16	15.3 - 17.1	5	40	170	+0.070	0.1	12	24
ZMM55 - C18	16.8 - 19.1	5	50	170	+0.070	0.1	14	21
ZMM55 - C20	18.8 - 21.2	5	55	220	+0.070	0.1	15	20
ZMM55 - C22	20.8 - 23.3	5	55	220	+0.070	0.1	17	18
ZMM55 - C24	22.8 - 25.6	5	80	220	+0.080	0.1	18	16
ZMM55 - C27	25.1 - 28.9	5	80	220	+0.080	0.1	20	14
ZMM55 - C30	28 - 32	5	80	220	+0.080	0.1	22	13
ZMM55 - C33	31 - 35	5	80	220	+0.080	0.1	24	12
ZMM55 - C36	34 - 38	5	80	220	+0.080	0.1	27	11
ZMM55 - C39	37 - 41	2.5	90	500	+0.080	0.1	30	10
ZMM55 - C43	40 - 46	2.5	90	600	+0.080	0.1	33	9.2
ZMM55 - C47	44 - 50	2.5	110	700	+0.080	0.1	36	8.5

STANDARD VOLTAGE TOLERANCE IS + 5%

AND:

- SUFFIX "A" FOR $\pm 1\%$
- SUFFIX "B" FOR $\pm 2\%$
- SUFFIX "C" FOR $\pm 5\%$
- SUFFIX "D" FOR $\pm 20\%$

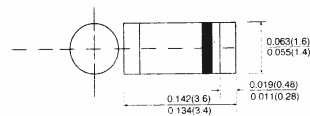
1. STANDARD ZENER DIODE 500MW

2. VZ TOLERANCE = $\pm 5\%$

3. ZMM = ZENER MINI MELF

4. VZ OF ZENER DIODE, V CODE IS INSTEAD OF DECIMAL POINT

e.g., 3V6 = 3.6V



DIMENSIONS IN INCHES AND (MILLIMETER(S))





ZMM55C – SERIES

SURFACE MOUNT ZENER DIODES

Absolute Maximum Ratings

	Symbol	Value	Unit
Zener Current see Table "Characteristics"			
Power Dissipation at $T_{amb} = 25^{\circ}\text{C}$	P_{tot}	500*	mW
Junction Temperature	T_j	175	$^{\circ}\text{C}$
Storage Temperature Range	T_s	- 55 to + 175	$^{\circ}\text{C}$

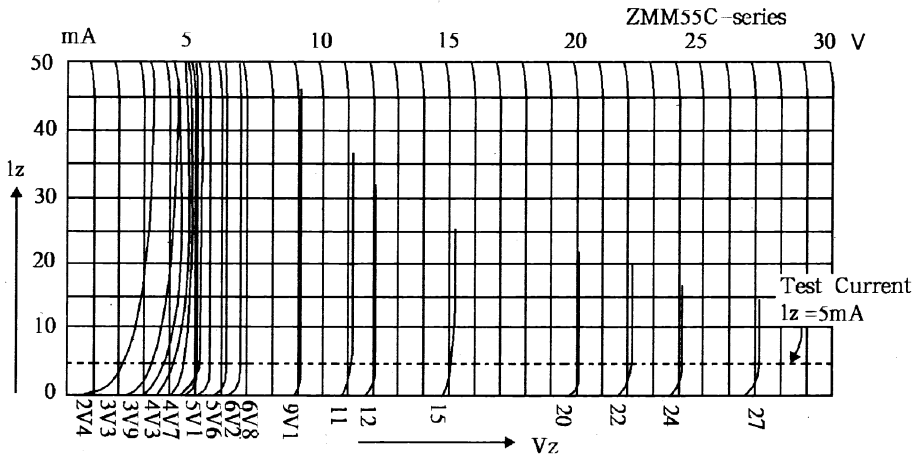
* Valid provided that leads are kept at ambient temperature at a distance of 8mm from case

Characteristic at $T_{amb} = 25^{\circ}\text{C}$

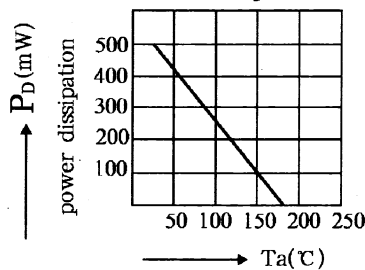
	Symbol	Min.	Typ.	Max.	Unit
Thermal Resistance Junction to Ambient Air	R_{thA}	-	-	0.3*	K/mW
Forward Voltage at $I_F = 100\text{mA}$	V_F	-	-	1	V

* Valid provided that leads are kept at ambient temperature at a distance of 8mm from case.

Breakdown characteristics



changes in the power dissipation due to the ambient temperature.



Ambient Temperature