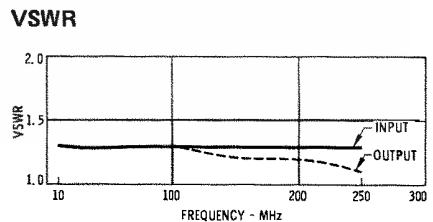
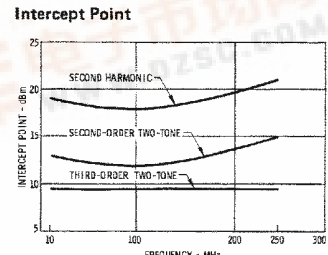
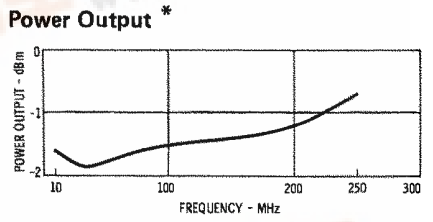
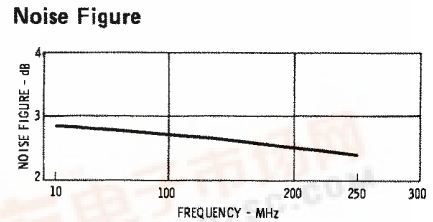
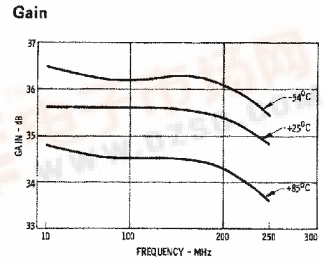




Typical Performance @ 25°C

Characteristics	Typical	Guaranteed	
		0° to 50°C	-54° to +85°C
Frequency			
Small Signal Gain (min.)			
Gain Flatness (max.)			
Reverse Isolation			
Noise Figure (max.)			
Power Output @ 1 dB comp. (min.)			
IP3			
IP2			
Second Order Harmonic IP			
VSWR Input / Output (max.)			
DC Current @			



Absolute Maximum Ratings

Storage Temperature
Max. Case Temperature
Max. DC Voltage
Max. Continuous RF Input Power
Max. Short Term RF Input Power (1 minute max.)
Max. Peak Power (3 μsec max.)
“S” Series Burn-in Temperature (Case)

Thermal Data:  $V_{cc} =$

Thermal Resistance $\theta_{jc}$
Transistor Power Dissipation $P_d$
Junction Temperature Rise Above Case $T_{jc}$

Outline Drawings

Package Figure Model	TO-8	Surface Mount	SMA Connectorized
----------------------	------	---------------	-------------------

