

1

2

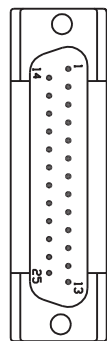
3

4

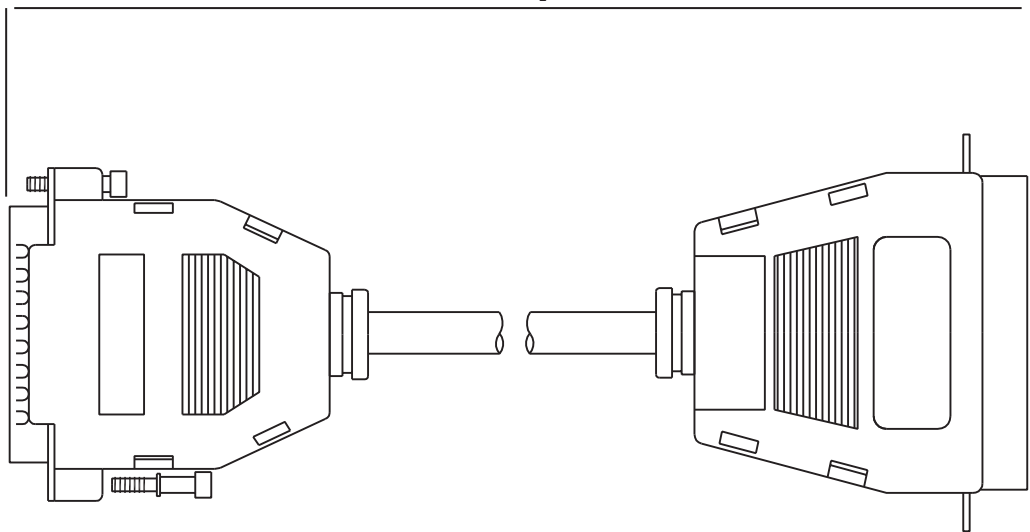
7000±50

A

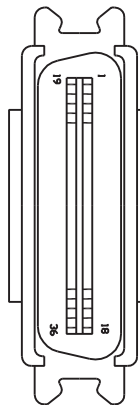
DB25 Male



B



CN36 Male



A

Configuration:
DB25M

CN36M

1	1
2	2
3	3
4	4
5	5
6	6
7	7
8	8
9	9
10	10
11	11
12	12
13	13
14	14
15	32
16	31
17	36
18	33
19	19
20	21
21	23
22	25
23	27
24	29
25	30
Shield	Shield

B

Notes:

- 1.Cable: #28, 25C+1+AL/MY,O.D:6.5
- 2.Connector:DB25M, Blue
CN36M, Blue
- 3.Snap Hood:DB25, Beige
CN36, Beige
- 4.Screw(Metal):#4-40UNC

Note:

- 1.Total Length:7000±50mm
- 2.Color:Beige
- 3.Assembly Type

C

C

Description

Name :

AK104 - 7M

DB25 Male-CN36 Male

D

D

ASSMANN
Electronic Components

1

2

3

4

THIS DRAWING IS UNPUBLISHED

© Copyright 2005 by Assmann Electronic Components All International Rights Reserved

This drawing is a controlled document for Assmann Electronics, Inc. It is subject to change and the controlling engineering organization should be contacted for the latest revision.