

1

2

3

4

A

B

C

D

A

B

C

D

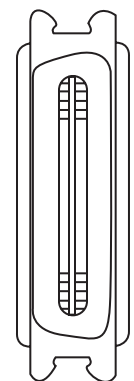
Configuration:

CN36M

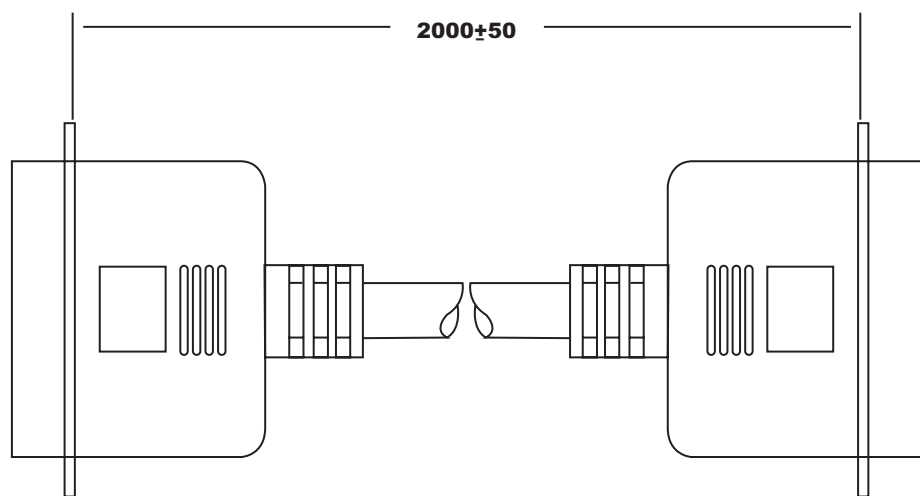
CN36F

1	_____	1
2	_____	2
3	_____	3
4	_____	4
5	_____	5
6	_____	6
7	_____	7
8	_____	8
9	_____	9
10	_____	10
11	_____	11
12	_____	12
13	_____	13
14	_____	14
15	_____	15
16	_____	16
17	_____	17
18	_____	18
19	_____	19
20	_____	20
21	_____	21
22	_____	22
23	_____	23
24	_____	24
25	_____	25
26	_____	26
27	_____	27
28	_____	28
29	_____	29
30	_____	30
31	_____	31
32	_____	32
33	_____	33
34	_____	34
35	_____	35
36	_____	36
Shield	_____	Shield


CN36 Male



2000±50



CN36 Female



Material:

- 1.Cable: #28 36C+1+AL/MY O.D:9.0
- 2.Connector: CN36M, Blue
CN36M, Blue

Notes:

- 1.Total Length: 2000±50mm
- 2.Color: Beige
- 3.Molded Type



Description	
Name :	AK140-2-R
	CN36 Male-CN36 Female

THIS DRAWING IS UNPUBLISHED

© Copyright 2005 by Assmann Electronic Components All International Rights Reserved

This drawing is a controlled document for Assmann Electronics, Inc. It is subject to change and the controlling engineering organization should be contacted for the latest revision.

1

2

3

4