



Digital Attenuator, 30 dB, 4-Bit DC - 2 GHz

AT-220

V3.00

Features

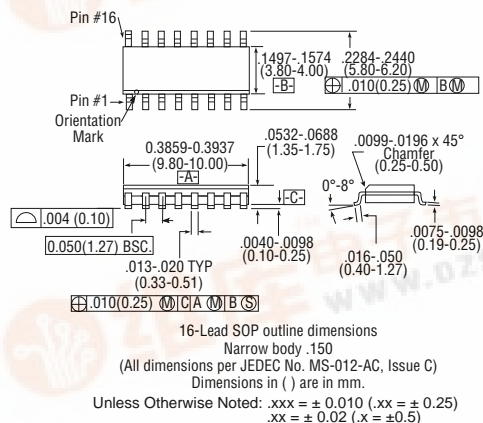
- Attenuation 2-dB Steps to 30 dB
- High Accuracy +/-3%
- Temperature Stability +/-0.15 dB from -40°C to +85°C
- Low Intermodulation Product: +50 dBm IP3
- Low DC Power Consumption: 50 mW
- Low Cost SOIC 16 Plastic Package
- Tape and Reel Packaging Available1

Description

M/A-COM's AT-220 is a 4-bit, 2-dB step GaAs MMIC digital attenuator in a low cost SOIC 16-lead surface mount plastic package. The AT-220 is ideally suited for use where high accuracy, fast switching, very low power consumption and low intermodulation products are required. Typical applications include radio and cellular equipment, wireless LANs, GPS equipment and other Gain/Level Control circuits.

The AT-220 is fabricated with a monolithic GaAs MMIC using a mature 1-micron process. The process features full chip passivation for increased performance and reliability.

SO-16



Ordering Information

Part Number	Package
AT-220 PIN	SOIC 16-Lead Plastic Package
AT-220TR	Forward Tape & Reel
AT-220RTR	Reverse Tape & Reel

Electrical Specifications, T_A = 25°C

Parameter	Test Conditions ²	Unit	Min.	Typ.	Max
Reference Insertion Loss	DC - 0.1 GHz	dB		1.2	1.4
	DC - 0.1 GHz	dB		1.5	1.7
	DC - 1.0 GHz	dB		1.6	1.8
	DC - 2.0 GHz	dB		1.8	2.1
Attenuation Accuracy ³	DC - 1.0 GHz DC - 2.0 GHz		±(0.15 dB + 3% of Attenuation Setting in dB) dB ±(0.30 dB + 3% of Attenuation Setting in dB) dB		
VSWR				1.2:1	
Trise, Tfall Ton, Toff Transients	10% to 90% RF, 90% to 10% RF	nS		12	
	50% Control to 90% RF, 50% Control to 10% RF	nS		18	
	In Band	mV		25	
1 dB Compression	Input Power	0.05 GHz		20	
	Input Power	0.5 - 2.0 GHz		28	
IP ₂	Measured Relative to Input Power	0.05 GHz		45	
	(For two-tone Input Power Up to +5 dBm)	0.5 - 2.0 GHz		68	
IP ₃	Measured Relative to Input Power	0.05 GHz		40	
	(For two-tone Input Power Up to +5 dBm)	0.5 - 2.0 GHz		50	

1. Refer to "Tape and Reel Packaging" Section, or contact factory.
2. All measurements at 1 GHz in a 50Ω system, unless otherwise specified.
3. Attenuation accuracy specifications apply with negative bias control and low inductance grounding.

Specifications Subject to Change Without Notice.

M/A-COM, Inc.

North America: Tel. (800) 366-2266
Fax (800) 618-8883

Asia/Pacific: Tel. +81 3 3263 8761
Fax +81 3 3263 8769

Europe: Tel. +44 (1344) 869 595
Fax +44 (1344) 300 020



Digital Attenuator, 30 dB, 4-Bit

AT-220

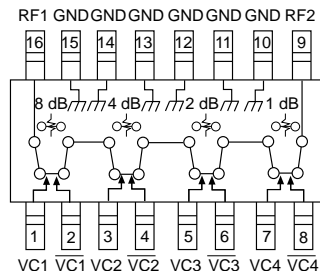
V3.00

Absolute Maximum Ratings¹

Parameter	Absolute Maximum
Max. Input Power	+27 dBm
50 MHz	+34 dBm
500-2000 MHz	+5V, -8.5V
Control Voltage	-40°C to +85°C
Operating Temperature	-65°C to +150°C
Storage Temperature	

1. Operation of this device above any one of these parameters may cause permanent damage.

Functional Schematic



Pin Configuration

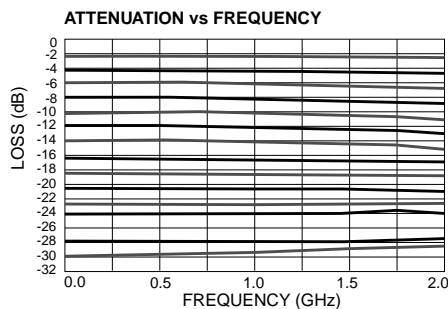
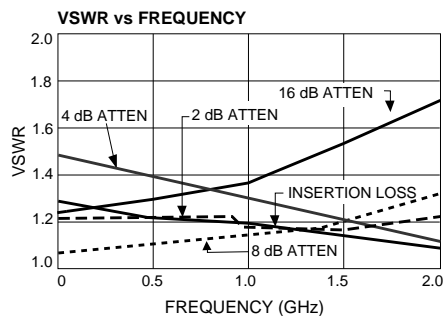
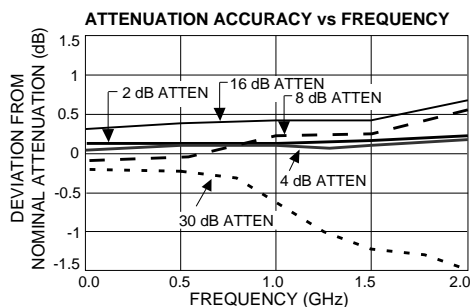
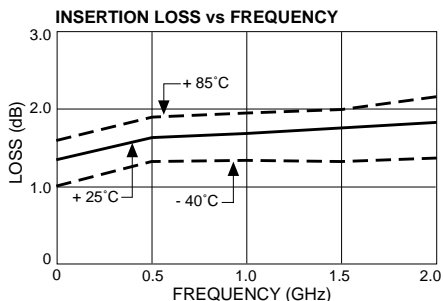
Pin	Description	Pin No.	Description
1	VC1	9	RF2
2	VC1	10	GND
3	VC2	11	GND
4	VC2	12	GND
5	VC3	13	GND
6	VC3	14	GND
7	VC4	15	GND
8	VC4	16	RF1

Truth Table

Control Inputs								Attenuation (dB)
VC4	VC3	VC2	VC1	VC4	VC3	VC2	VC1	
1	0	1	0	1	0	1	0	Reference
0	1	1	0	1	0	1	0	2 dB
1	0	0	1	1	0	1	0	4 dB
1	0	1	0	0	1	1	0	8 dB
1	0	1	0	1	0	0	1	16 dB
0	1	0	1	0	1	0	1	30 dB

"0" = Vin Low, Vin Low = 0V, "1" = Vin High, Vin High = -5V
 "0" = 0 to -0.2V @ 20µA Max
 "1" = -5V @ 10 µA typ to -8V @ 200 µA Max

Typical Performance



Specifications Subject to Change Without Notice.

2

M/A-COM, Inc.

North America: Tel. (800) 366-2266
 Fax (800) 618-8883

Asia/Pacific: Tel. +81 3 3263 8761
 Fax +81 3 3263 8769

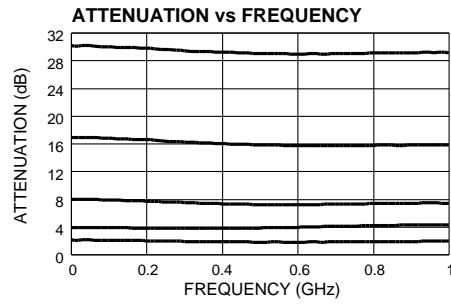
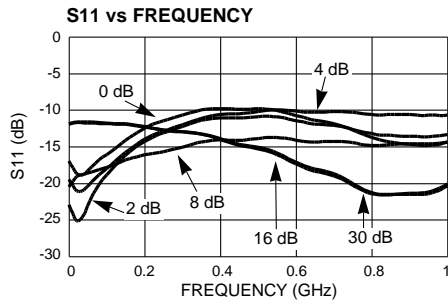
Europe: Tel. +44 (1344) 869 595
 Fax +44 (1344) 300 020

Digital Attenuator, 30 dB, 4-Bit

AT-220

V3.00

Swept Data Characterized in 75 Ohms



M/A-COM, Inc.

Specifications Subject to Change Without Notice.

North America: Tel. (800) 366-2266
Fax (800) 618-8883

■ Asia/Pacific: Tel. +81 3 3263 8761
Fax +81 3 3263 8769

■ Europe: Tel. +44 (1344) 869 595
Fax +44 (1344) 300 020

